

INDEPENDENT AUDITOR'S REPORT

TO THE MEMBERS OF NEW MOUNT TRADING & INVESTMENT CO LIMITED

Report on the Audit of the Financial Statements

Opinion

We have audited the financial statements of NEW MOUNT TRADING & INVESTMENT CO Limited ("the Company"), which comprise the **Balance Sheet as at March 31, 2023**, the Statement of Profit and Loss (including Other Comprehensive Income), the Statement of Changes in Equity and the Statement of Cash Flows for the year then ended, and notes to the financial statements, including a summary of significant accounting policies and other explanatory information (hereinafter referred to as "the Financial Statements").

In our opinion and to the best of our information and according to the explanations given to us, the aforesaid financial statements give the information required by the Companies Act, 2013 ("the Act") in the manner so required and give a true and fair view in conformity with the Indian Accounting Standards prescribed under section 133 of the Act read with the Companies (Indian Accounting Standards) Rules, 2015, as amended, ("Ind AS") and other accounting principles generally accepted in India, of the state of affairs of the Company as at March 31, 2023, and total comprehensive income (comprising of profit and other comprehensive income), changes in equity and its cash flows for the year then ended.

Basis for Opinion

We conducted our audit in accordance with the Standards on Auditing (SAs) specified under section 143(10) of the Companies Act, 2013. Our responsibilities under those Standards are further described in the *Auditor's Responsibilities for the Audit of the Financial Statements* section of our report. We are independent of the Company in accordance with the Code of Ethics issued by the Institute of Chartered Accountants of India ("the ICAI") together with the ethical requirements that are relevant to our audit of the financial statements under the provisions of the Act and the Rules made there under, and we have fulfilled our other ethical responsibilities in accordance with these requirements and the ICAI's Code of Ethics. We believe that the audit evidence we have obtained is sufficient and appropriate to provide a basis for our opinion.

Key Audit Matters

Key audit matters are those matters that, in our professional judgment, were of most significance in our audit of the financial statements of the current period. These matters were addressed in the context of our audit of the financial statements as a whole, and in forming our opinion thereon, and we do not provide a separate opinion on these matters.

Information other than the Financial Statements and Auditor's Report thereon

The Company's Board of Directors is responsible for the other informations. The other informations comprises the informations included in the Management's Discussion and Analysis, Board's Report including Annexure to Board's Report, Corporate Governance Report included in the Company's annual report, but does not include the financial statements and our auditor's report thereon.





Our opinion on the financial statements does not cover the other information and we do not express any form of assurance conclusion thereon.

In connection with our audit of the financial statements, our responsibility is to read the other information and, in doing so, consider whether the other information is materially inconsistent with the financial statements or our knowledge obtained during the course of our audit or otherwise appears to be materially misstated.

If based on the work we have performed; we conclude that there is a material misstatement of this other information; we are required to report that fact. We have nothing to report in this regard.

Management's Responsibility and those charged with governance for the Financial Statements

The Company's Board of Directors are responsible for the matters stated in section 134 (5) of the Act with respect to the preparation of these financial statements that give a true and fair view of the financial position, financial performance, changes in equity and cash flows of the Company in accordance with the Indian Accounting Standards (Ind AS) specified under Section 133 of the Act and other accounting principles generally accepted in India. This responsibility also includes maintenance of adequate accounting records in accordance with the provisions of the Act for safe guarding of the assets of the Company and for preventing and detecting frauds and other irregularities; selection and application of appropriate accounting policies; making judgments and estimates that are reasonable and prudent; and design, implementation and maintenance of adequate internal financial controls, that were operating effectively for ensuring the accuracy and completeness of the accounting records, relevant to the preparation and presentation of the financial statements that give a true and fair view and are free from material misstatement, whether due to fraud or error.

In preparing the financial statements, Management is responsible for assessing the Company's ability to continue as a going concern, disclosing, as applicable, matters related to going concern and using the going concern basis of accounting unless management either intends to liquidate the Company or to cease operations, or has no realistic alternative but to do so.

The Board of Directors are also responsible for overseeing the Company's financial reporting process.

Auditor's Responsibilities for the Audit of the Financial Statements

Our objectives are to obtain reasonable assurance about whether the financial statements as a whole are free from material misstatement, whether due to fraud or error, and to issue an auditor's report that includes our opinion. Reasonable assurance is a high level of assurance, but is not a guarantee that an audit conducted in accordance with SAs will always detect a material misstatement when it exists. Misstatements can arise from fraud or error and are considered material if, individually or in the aggregate, they could reasonably be expected to influence the economic decisions of users taken on the basis of these financial statements.

As part of an audit in accordance with SAs, we exercise professional judgment and maintain professional skepticism throughout the audit. We also:

- *Identify and assess the risks of material misstatement of the financial statements*, whether due to fraud or error, design and perform audit procedures responsive to those risks, and obtain audit evidence that is sufficient and appropriate to provide a basis for our opinion. The risk of not detecting a material misstatement resulting from fraud is higher than for one resulting from error, as fraud may involve collusion, forgery, intentional omissions, misrepresentations, or the override of internal control.
- *Obtain an understanding of internal control relevant to the audit* in order to design audit procedures that are appropriate in the circumstances. Under section 143(3)(i) of the Act, we are also responsible for expressing our opinion on whether the Company has adequate internal





financial control system in place and the operating effectiveness of such controls.

- *Evaluate the appropriateness of accounting policies used* and the reasonableness of accounting estimates and related disclosures made by management.
- *Conclude on the appropriateness of management's use of the going concern basis* of accounting and, based on the audit evidence obtained, whether a material uncertainty exists related to events or conditions that may cast significant doubt on the Company's ability to continue as a going concern. If we conclude that a material uncertainty exists, we are required to draw attention in our auditor's report to the related disclosures in the financial statements or, if such disclosures are inadequate, to modify our opinion. Our conclusions are based on the audit evidence obtained up to the date of our auditor's report. However, future events or conditions may cause the Company to cease to continue as a going concern.
- *Evaluate the overall presentation, structure and content of the financial statements*, including the disclosures, and whether the financial statements represent the underlying transactions and events in a manner that achieves fair presentation.

Materiality is the magnitude of misstatements in the financial statements that, individually or in aggregate, makes it probable that the economic decisions of a reasonably knowledgeable user of the financial statements may be influenced. We consider quantitative materiality and qualitative factors in

- (i) planning the scope of our audit work and in evaluating the results of our work; and
- (ii) to evaluate the effect of any identified misstatements in the financial statements.

We communicate with those charged with governance regarding, among other matters, the planned scope and timing of the audit and significant audit findings, including any significant deficiencies in internal control that we identify during our audit.

We also provide those charged with governance with a statement that we have complied with relevant ethical requirements regarding independence, and to communicate with them all relationships and other matters that may reasonably be thought to bear on our independence, and where applicable, related safeguards.

From the matters communicated with those charged with governance, we determine those matters that were of most significance in the audit of the financial statements of the current period and are therefore the key audit matters. We describe these matters in our auditor's report unless law or regulation precludes public disclosure about the matter or when, in extremely rare circumstances, we determine that a matter should not be communicated in our report because the adverse consequences of doing so would reasonably be expected to outweigh the public interest benefits of such communication.


Report on Other Legal and Regulatory Requirements

- 1) As required by the Companies (Auditor's Report) Order, 2020 ("the Order") issued by the Central Government in terms of Section 143(11) of the Act, applicable from 01st April, 2021, we give in the "Annexure A" a statement on the matters specified in paragraph 3 and 4 of the order, to the extent applicable.
- 2) As required by Section 143(3) of the Act, we report that:
 - a) We have sought and obtained all the information and explanations which to the best of our knowledge and belief were necessary for the purposes of our audit.
 - b) In our opinion, proper books of account as required by law have been kept by the Company so far as it appears from our examination of those books.





- c) The Balance Sheet, the Statement of profit and loss (including other comprehensive income), the Statement of Changes in Equity and the Statement of cash flow dealt with by this Report are in agreement with the relevant books of account.
- d) In our opinion, the aforesaid financial statements comply with the Accounting Standards specified under Section 133 of the Act.
- e) On the basis of the written representations received from the directors taken on record by the Board of Directors, none of the directors is disqualified as on March 31, 2023 from being appointed as a director in terms of Section 164 (2) of the Act.
- f) With respect to the adequacy of the internal financial controls with reference to financial statements of the Company and the operating effectiveness of such controls, refer to our separate Report in **"Annexure B"**.
- g) Since the mandatory usage of Audit Trail compliant accounting software has been deferred to 1st Day of April, 2023 vide notification G.S.R. 235(E), dated 31-03-2022, the reporting about its operation throughout the year is not tenable for the Financial Year 2022-2023.
- h) With respect to the other matters to be included in the Auditor's Report in accordance with Rule 11 of the Companies (Audit and Auditors) Amendment Rules, 2021, effective from 01st April 2021, in our opinion and to best of our information and according to the explanations given to us:
- a) The Company did not have any pending litigations as at March 31, 2023, which may affect on its financial position.
- b) The Company did not have any long-term contracts including derivative contracts for which there were any material foreseeable losses, during the year ended March 31, 2023.
- c) During the year no amounts were required to be transferred, to the Investor Education and Protection Fund by the Company, so the question of delay in transferring such sums does not arise.
- d) Omitted by the Companies (Audit and Auditors) Amendment Rules 2021, effective from 01st April, 2021
- e) (i) The Management has represented that, to the best of its knowledge and belief, as disclosed in Note 32(14)(A) to the financial statements, no funds have been advanced or loaned or invested (either from borrowed funds or share premium or any other sources or kind of funds) by the Company to or in any other person(s) or entity(ies), including foreign entities ("Intermediaries"), with the understanding, whether recorded in writing or otherwise, that the Intermediary shall, directly or indirectly lend or invest in other persons or entities identified in any manner whatsoever by or on behalf of the Company ("Ultimate Beneficiaries") or provide any guarantee, security or the like on behalf of the Ultimate Beneficiaries.
- (ii) The Management has represented, that, to the best of its knowledge and belief, as disclosed in Note 32(14)(B) to the financial statements, no funds have been received by the Company from any person(s) or entity(ies), including foreign entities ("Funding Parties"), with the understanding, whether recorded in writing or otherwise, that the Company shall, directly or indirectly, lend or invest in other persons or entities identified in any manner whatsoever by or on behalf of the





A. K. Saraf & Associates

Chartered Accountants

Funding Party ("Ultimate Beneficiaries") or provide any guarantee, security or the like on behalf of the Ultimate Beneficiaries.

(iii) Unmodified Opinion: Based on the audit procedures performed that have been considered reasonable and appropriate in the circumstances, nothing has come to our notice that has caused us to believe that the representations under sub-clause (i) and (ii) of Rule 11(e) contain any material mis-statement.

f) No dividends were declared or paid during the year by the Company, hence compliance with Section 123 of the Companies Act, 2013 is not applicable

3. As required by The Companies (Amendment) Act, 2017, in respect of section 197 of the Act, in our opinion, according to information, explanation given to us, no remuneration has been paid by the company to its directors during the financial year under audit.

For A.K. SARAF & Associates

Chartered Accountants

F.R. No-322316E

(Arvind Kumar Saraf)

Proprietor

M. No. 056138

UDIN: 23056138/B94FYN3602

Place: Kolkata

Dated: 4th Day of September, 2023





Annexure - A to the Independent Auditors' Report

Referred to in paragraph 1 of the Independent Auditor's Report of even date to the members of NEW MOUNT TRADING & INVESTMENT CO LTD, Company on the financial statements as of and for the year ended March 31, 2023, we report the following:

- i. In respect of the Company's Property, plant and equipment:
- (a) The Company has maintained proper records showing full particulars, including quantitative details and situation of property, plant and equipment. Further the Company does not have intangible assets.
 - (b) The Company has physically verified all the major property, plant and equipment as per a phased program of verification. In our opinion, the periodicity of physical verification is reasonable having regard to the size of the Company and the nature of its assets. The discrepancies reported on such verification were not material and have been properly dealt in the books of accounts.
 - (c) According to the information and explanations given to us, and the records examined by us and based on the examination of the records/deeds provided to us, we report that the title deeds of all the immovable properties other than self-constructed immovable properties (Building and Factory sheds etc.) are held in the name of the Company.
 - (d) The Company has not revalued any of its property, plant and equipments during the year.
 - (e) No proceedings have been initiated or are pending against the Company for holding any benami property under the Benami Transactions (Prohibitions) Act, 1988 (45 of 1988) and rules made there under
- ii. (a) As explained to us, the inventories were physically verified at regular intervals by the Management.
- (b) In our opinion and according to the information and explanation given to us, the procedures of physical verification of inventories followed by the Management were reasonable and adequate in relation to the size of the Company and the nature of its business.
- (c) In our opinion and according to the information and explanations given to us, the Company has maintained proper records of its inventories and no material discrepancies were noticed on physical verification of stocks as compared to book records.
- (d) The company has been sanctioned working capital limit in excess of Rs 5 crore in aggregate from bank on the basis of security of current Asset. Quarterly Returns / Statements filed with the bank and the amount of the current Assets of the company is far higher than the reported to the bank.
- iii. (a) The Company has provided loans to the companies during the year and the aggregate amount provided during the year and balance outstanding as at balance sheet date are as follows; **Rs In' lacs**

| Particulars | Guarantees | Security | Loans | Advances in nature of loans |
|--|------------|----------|-------|-----------------------------|
| Aggregate amount granted during the year | NIL | NIL | Nil | None |
| Subsidiaries | Nil | Nil | Nil | None |
| Joint ventures | Nil | Nil | Nil | None |





| | | | | |
|--|-----|-----|-----|------|
| Associates | Nil | Nil | Nil | None |
| Others | Nil | Nil | Nil | None |
| Balance outstanding as at balance sheet date in respect of above cases | | | | |
| Subsidiaries | Nil | Nil | Nil | None |
| Joint ventures | Nil | Nil | Nil | None |
| Associates | Nil | Nil | Nil | None |
| Others | Nil | Nil | Nil | None |

b) According to the information and explanations given to us and based on the audit procedures performed by us, we are of the opinion that the terms and conditions of loans granted by the company are not prejudicial to company's interest.

c) According to the information and explanations given to us and based on the procedures performed by us, the schedule of repayment of principal and payment of interest has not been stipulated and all the loans are repayable on demand and are generally regular

d) According to the information and explanations given to us and based on procedures performed by us, the total amount overdue for more than 90 days are as follows;

Rs In' Lacs

| No of cases | Principal amount overdue | Interest overdue | Total overdue |
|-------------|--------------------------|------------------|---------------|
| 3 | 12.77 | Nil | 12.77 |

Further the company takes reasonable steps for recovery of the principal amounts.

e) The Company has not renewed or extended or granted fresh loans to settle the overdues of existing loans given to the same parties.

f) The Company has not granted loans which are repayable on demand or without specifying any terms or period of repayment, to Promoters, related parties as defined in clause (76) of Section 2 of the Companies Act, 2013.

- iv. In our opinion and according to the information and explanations given to us, the Company has complied with the provisions of Sections 186 of the Act in respect of grant of loans, making investments and providing guarantees and securities, as applicable. No loan has been given to any director of the Company; hence Provisions of Section 185 of the Act is not applicable.
- v. In our opinion and according to the information and explanations given to us, the Company has not accepted any deposits from public within the meaning of sections 73 to 76 or any other relevant provisions of the Companies Act, 2013 and the rules framed there under and hence no reporting on this account is required. Further according to the information and explanations given to us, no order has been passed by the Company Law Board or National Company Law Tribunal or Reserve Bank of India or any Court or any other Tribunal for contravention of these Sections or any other relevant Provision(s) of the Act and the relevant rules thereunder.
- vi. We have broadly reviewed the books of accounts of the Company and are of the opinion that prima facie, maintenance of cost records has not been specified for the Company, hence this clause is not applicable to the Company.





- vii. a) The Company is generally regular in depositing undisputed statutory dues including staff provident fund, Employees' State Insurance, Income Tax, Cess, Goods and Services Tax, and other material statutory dues as applicable to it and the extent of arrears of outstanding Statutory dues as on the last day of the financial year concerned is not for a period of more than six months from the date they become payable.
- b) According to the information and explanations given to us and the records of the Company examined by us, there are under mentioned dues referred to in (a) above, as on March 31, 2023 which has not been deposited on account of a dispute.

| Name of the Statute | Nature of the dues | Amount (Rs. In Lakhs) | Period to which amount relates | Forum where dispute is pending |
|---------------------|-----------------------|-----------------------|--------------------------------|---|
| Finance Act, 1994 | Service Tax & Penalty | 228.74 | July 2010 to March 2014 | Customs, Excise, Service Tax Appellate Tribunal (India) |

- viii. There are no amounts that are in nature of undisclosed transactions or amounts surrendered as income in assessments under the Income Tax Act, 1961.

- ix. a) According to the information and explanations given to us and the records of the company examined by us, the company has not defaulted in repayment of loans and borrowings to the banks.

b) The Company is not declared willful defaulter by any bank or financial institution or other lender.

c) In our opinion and according to the information and explanations given to us, money raised by way of Term Loans during the year have been applied for the purpose for which they were raised.

d) According to the information and explanations given to us, and the procedures performed by us, and on an overall examination of the standalone financial statements of the company, we report that no funds raised by way of Short Term basis have been used for long term purposes by the company.

e) According to the information and explanations given to us and on an overall examination of the standalone financial statements of the company, we report that the company has not taken any funds from an any entity or person on account of or to meet the obligation of its subsidiaries, associates or joint ventures.

f) According to the information and explanations given to us and the procedures performed by us, we report that the company has not raised loans during the year on the pledge of securities held in its subsidiaries, associates or joint ventures.





A. K. Saraf & Associates

Chartered Accountants

- x. a) In our opinion and according to the information and explanations given to us, the Company has not raised moneys by way of initial public offer or further public offer including debt instruments or term loans and hence reporting under this clause of the Order is not applicable to the Company.
- b) The Company has not made any preferential allotment or private placement of shares or convertible debentures during the year.
- xi. a) To the best of our knowledge and according to the information and explanations given to us, no fraud by the Company or no material fraud on the Company by its officers or employees has been noticed or reported during the year.
- b) We have not come across any instances of fraud by the company or on the company during the course of an audit of the standalone financial statement for the year ended 31st March 2023, accordingly the provisions stated in paragraph (xi) (b) of the order is not applicable to the company.
- c) As represented to us by the management, there are no instances of whistle-blower complaints received during the year by the Company. Accordingly, the provisions stated in paragraph (xi) (c) of the order is not applicable to the company.
- xii. The Company is not a Nidhi Company; hence this clause of the Order is not applicable to the Company.
- xiii. In our opinion and according to the information and explanations given to us, the Company is in compliance with the provisions of Section 177 and Section 188 of the Companies Act, 2013 where applicable for all transactions with the related parties and the details of the related party transactions have been disclosed in the financial statements as required by the applicable Accounting Standards.
- xiv. a) In our opinion and based on our examination, the Company has an internal audit system commensurate with the size and nature of its business.
- b) We were unable to obtain the internal Audit of the company on time, hence the internal Audit reports have not been entirely considered by us.
- xv. In our opinion and according to the information and explanations given to us, during the year the Company has not entered into any non-cash transactions with its directors or persons connected with them and hence provision of Section 192 of the Act are not applicable to the company.
- xvi. a) In our Opinion and according to the information and explanations given to us, the Company is registered as Non – Banking Financial Company under Section 45-IA of the Reserve Bank of India Act, 1934.
- b) The Company has not conducted any Non-Banking Financial or Housing Finance activities without a valid Certificate of Registration (CoR) from the Reserve Bank of India as per Reserve Bank of India Act, 1934.





A. K. Saraf & Associates

Chartered Accountants

- e) The Company is not a Core Investment Company (CIC) as defined in the Regulations made by the Reserve Bank of India hence Para 3(xvi)(c) and Para 3(xvi)(d) of the Order is not applicable to the Company.
- xvii. The Company has not incurred cash losses in the financial year and in the immediately preceding financial year. Hence, the provision stated in paragraph clause 3 (xvii) of the order is not applicable to the company.
- xviii. There has not been any resignation of the Statutory Auditors during the year. Hence, the provision stated in paragraph clause 3 (xviii) of the order is not applicable to the company.
- xix. According to the information and explanations given to us and on the basis of the financial ratios, ageing and expected dates of realization of financial assets and payment of financial liabilities, other information accompanying the financial statements, our knowledge of the Board of Directors and management plans and based on our examination of the evidence supporting the assumptions, nothing has come to our attention, which causes us to believe that any material uncertainty exists as on the date of the audit report that company is not capable of meeting its liabilities existing at the date of balance sheet as and when they fall due within a period of one year from the balance sheet date. We, however, state that this is not an assurance as to the future viability of the company. We further state that our reporting is based on the facts up to the date of the audit report and we neither give any guarantee nor any assurance that all liabilities falling due within a period of one year from the balance sheet date, will get discharged by the company as and when they fall due.
- xx. The Provisions of Section 135 of the Companies Act, 2013 is not applicable to the Company, hence reporting under {Para 3(xx)(a)} and {Para 3(xx)(b)} of the Order is not applicable to the Company.
- xxi. The reporting under clause 3 (xxi) of the order is not applicable in respect of audit of standalone financial statements. Accordingly, no comment in respect of the said clause has been included in the report.

For A.K. SARAF & Associates

Chartered Accountants

F.R. No-322316E

Arvind

(Arvind Kumar Saraf)

Proprietor

M. No. 056138

UDIN: 23056138 BGYFYK 3602

Place: Kolkata

Dated: 4th Day of September, 2023





Annexure – B to the Independent Auditors' Report

With reference to the Annexure A referred to *paragraph 2 (f) under* Report on Other Legal and Regulatory Requirements of the Independent Audit Report of even date to the members of the Company on the financial statements as on and for the year ended **March 31, 2023**, we report the following:

Report on the Internal Financial Controls with reference to Financial Statements under Clause (i) of Sub-section 3 of Section 143 of the Companies Act, 2013 (the "Act")

We have audited the internal financial controls with reference to financial statements of **NEW MOUNT TRADING & INVESTMENT CO LIMITED** ("the Company") as of March 31, 2023 in conjunction with our audit of the financial statements of the Company for the year ended on that date.

Management's Responsibility for Internal Financial Controls

The Company's Management and the Board of Directors of the Company are responsible for establishing and maintaining internal financial controls based on the internal financial controls with reference to financial statements criteria established by the Company considering the essential component of stated in the Guidance Note issued by the Institute of Chartered Accountants of India. These responsibilities include the design, implementation and maintenance of adequate internal financial controls that were operating effectively for ensuring the orderly and efficient conduct of its business, including adherence to company's policies, the safeguarding of its assets, the prevention and detection of frauds and errors, the accuracy and completeness of the accounting records, and the timely preparation of reliable financial information, as required under the Act.

Auditor's Responsibility

Our responsibility is to express an opinion on the internal financial controls with reference to financial statements based on our audit. We conducted our audit in accordance with the Guidance Note on Audit of Internal Financial Controls Over Financial Reporting (the "Guidance Note") issued by the Institute of Chartered Accountants of India and the Standards on Auditing prescribed under Section 143(10) of the Companies Act, 2013, to the extent applicable to an audit of internal financial controls with reference to financial statements. Those Standards and the Guidance Note require that we comply with ethical requirements and plan and perform the audit to obtain reasonable assurance about whether adequate internal financial controls with reference to standalone financial statements were established and maintained and whether such controls operated effectively in all material respects.

Our audit involves performing procedures to obtain audit evidence about the adequacy of the internal financial controls with reference to financial statements and their operating effectiveness. Our audit of internal financial controls with reference to financial statements included obtaining an understanding of such internal financial controls, assessing the risk that a material weakness exists, and testing and evaluating the design and operating effective internal control based on the assessed risk. The procedures selected depend on the auditor's judgment, including the assessment of the risks of material misstatement of the financial statements, whether due to fraud or error.

We believe that the audit evidence we have obtained is sufficient and appropriate to provide a basis for our audit opinion on the Company's internal financial controls with reference to financial statement.





Meaning of Internal Financial Controls with reference to Financial Statements.

A company's internal financial control with reference to financial statement is a process designed to provide reasonable assurance regarding the reliability of financial reporting and the preparation of financial statements for external purposes in accordance with generally accepted accounting principles. A company's internal financial control with reference to financial statement includes those policies and procedures that:-

- (i) pertain to the maintenance of records that, in reasonable detail, accurately and fairly reflect the transactions and dispositions of the assets of the company;
- (ii) provide reasonable assurance that transactions are recorded as necessary to permit preparation of financial statements in accordance with generally accepted accounting principles, and that receipts and expenditures of the company are being made only in accordance with authorizations of management and directors of the company; and
- (iii) provide reasonable assurance regarding prevention or timely detection of unauthorized acquisition, use, or disposition of the company's assets that could have a material effect on the financial statements.

Inherent Limitations of Internal Financial Controls with Reference to Financial Statements

Because of the inherent limitations of internal financial controls with reference to financial statements including the possibility of collusion or improper management override of controls, material misstatements due to error or fraud may occur and not be detected. Also, projections of any evaluation the internal financial controls with reference to financial statements to future periods are subject to the risk that the internal financial control with reference to financial statements may become inadequate because of changes in conditions, or that the degree of compliance with the policies or procedures may deteriorate.

Opinion

In our opinion, the Company has, in all material respects, an adequate internal financial controls with reference to financial statements and such internal financial controls with reference to financial statements were operating effectively as at March 31, 2023, based on the internal control with reference to financial statements criteria established by the Company considering the essential components of internal control stated in the Guidance Note on Audit of Internal Financial Controls Over Financial Reporting issued by the Institute of Chartered Accountants of India (the 'Guidance Note').

For A.K. SARAF & Associates

Chartered Accountants

F.R. No-322316E

Saraf

(Arvind Kumar Saraf)

Proprietor

M. No. 056138

UDIN: 23056138 BSYFYN 2602

Place: Kolkata

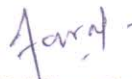






Dated: 4th Day of September, 2023



New Mount Trading & Investment Co Ltd

BALANCE SHEET as at 31st March, 2023

Amount (Rs in Lakhs)

| Particulars | Note No. | As at 31st March 2023 | | As at 31st March 2022 | |
|--|--|---|---|--|---|
| I. ASSETS | | | | | |
| (1) Non-Current Assets | | | | | |
| (a) Property, Plant and Equipment | 4 | 2,558.70 | | 2,826.90 | |
| (b) Capital Work-in-Progress | 4A | 71.79 | | - | |
| (b) Other Intangible Assets | 4B | 0.35 | | 0.35 | |
| (d) Financial assets | | | | | |
| (i) Investments | 5A | 56.88 | | 56.88 | |
| (ii) Other Financial Assets | 6 | 74.76 | | 74.34 | |
| Total Non-Current Assets | | | 2,762.48 | | 2,958.47 |
| (2) Current Assets | | | | | |
| (a) Inventories | 7 | 2,636.99 | | 3,701.72 | |
| (b) Financial Assets | | | | | |
| (i) Investments | 5B | 600.00 | | - | |
| (i) Trade Receivables | 8 | 667.35 | | 974.87 | |
| (ii) Cash and cash equivalents | 9 | 43.25 | | 430.00 | |
| (iii) Loans | 10 | 162.82 | | 162.82 | |
| (c) Other Current Assets | 11 | 315.47 | | 310.48 | |
| Total Current Assets | | | 4,425.88 | | 5,579.89 |
| TOTAL ASSETS (1+2) | | | 7,188.36 | | 8,538.36 |
| II. EQUITY AND LIABILITIES | | | | | |
| (1) Equity | | | | | |
| (a) Share Capital | 12 | 921.82 | | 921.82 | |
| (b) Other Equity | 13 | 1,868.00 | | 2,170.05 | |
| Total Equity | | | 2,789.82 | | 3,091.87 |
| Liabilities | | | | | |
| (2) Non-current liabilities | | | | | |
| (a) Financial Liabilities | | | | | |
| (i) Borrowings | 14 | 883.85 | | 1,256.87 | |
| (b) Provisions | 15 | 31.74 | | 27.12 | |
| (c) Deferred Tax liabilities (Net) | 16 | - | | - | |
| Total Non-Current Liabilities | | | 915.59 | | 1,283.99 |
| (3) Current liabilities | | | | | |
| (a) Financial Liabilities | | | | | |
| (i) Borrowings | 17 | 1,788.38 | | 1,878.98 | |
| (ii) Trade Payables | 18 | | | | |
| - Total outstandings due to Micro Enterprises and Small Enterprises | | | | | |
| - Total outstandings due to creditors other than Micro Enterprises and Small Enterprises | | 640.60 | | 1,184.96 | |
| (b) Other Liabilities | 19 | 1,053.97 | | 1,098.57 | |
| Total Current Liabilities | | | 3,482.95 | | 4,162.51 |
| TOTAL EQUITY AND LIABILITIES (1+2+3) | | | 7,188.36 | | 8,538.36 |
| Corporate Information | 1 | | | | |
| Significant Accounting Policies and Estimates | 2 & 3 | | | | |
| Other Disclosures | 4 - 31 | | | | |
| The accompanying notes 1 to 29 are an integral part of these Standalone financial statements | | | | | |
| This is the Standalone Balance Sheet referred to in our report of even date. | | | | | |
| For A.K.Saraf & Associates Chartered Accountants Firm Registration No: 322316E | | For and on behalf of the Board of Directors New Mount Trading & Investment Co Ltd CIN: L67120WB1975PLC030153 | | | |
|  CA. Arvind Kumar Saraf Proprietor Membership No- 056138 Place of Signature : Kolkata Date : 4th September 2023 |   Jamnotri Gupta Director DIN: 00118639 |  Anup Kumar Rungta Director DIN: 00759839 |  Sneha Chowdhury Company Secretary ACS : 45774 |  Ajay Sharma Chief Financial Officer |  Mudit Kumar Srivastava Manager |

New Mount Trading & Investment Co Ltd

STATEMENT OF PROFIT AND LOSS For The Year Ended 31st March 2023

| Amount (Rs in Lakhs) | | | |
|---|----------|-------------------------------|-------------------------------|
| Particulars | Note No. | Year ended 31st March 2023 | Year ended 31st March 2022 |
| I Revenue from Operations | 20 | 20,233.18 | 13,748.57 |
| II Other Income | 21 | 30.87 | 93.31 |
| III Total Income(I+II) | | 20,264.05 | 13,841.89 |
| IV Expenses: | | | |
| Purchase | | 17,116.42 | 11,983.36 |
| Property Development Expenses | 22 | 24.63 | 39.14 |
| Changes in inventories of finished goods | 23 | 1,064.74 | (81.23) |
| Employee benefits expense | 24 | 244.59 | 192.81 |
| Finance costs | 25 | 237.95 | 246.83 |
| Depreciation and amortization expense | 26 | 437.31 | 501.80 |
| Other expenses | 27 | 1,440.47 | 1,283.04 |
| Total Expenses (IV) | | 20,566.11 | 14,165.76 |
| V Profit/(Loss) before exceptional items and tax (III - IV) | | (302.05) | (323.87) |
| VI Exceptional Items | | - | - |
| VII Profit/(Loss) before tax (V - VI) | | (302.05) | (323.87) |
| VIII Tax Expense : | | | |
| (1) Current Tax | | - | - |
| (2) Deferred Tax | | - | - |
| Total Tax expense | | - | - |
| IX Profit/(Loss) for the year (VII - VIII) | | (302.05) | (323.87) |
| X Other Comprehensive Income / (Loss) | 28 | | |
| (A) (i) Items that will not be reclassified to profit or loss | | - | - |
| (a) Fair value changes of Investments in equity shares | | - | 9.72 |
| profit | | - | - |
| or (loss) | | - | - |
| Total other Comprehensive Income / (Loss) | | - | 9.72 |
| XI Total Income / (Loss) for the year (IX + X) | | (302.05) | (314.15) |
| <i>(Comprising of profit/ (loss) and other comprehensive income for the year)</i> | | | |
| XII Earnings Per Equity Share (Nominal value per share Rs 10 /-) | | | |
| (1) Basic (Refer Note no 29 (4)) | | (3.28) | (3.51) |
| (2) Diluted (Refer Note no 29 (4)) | | (3.28) | (3.51) |
| Corporate Information | 1 | | |
| Significant Accounting Policies and Estimates | 2 & 3 | | |
| Other Disclosures | 4 - 31 | | |

The accompanying notes 1 to 31 are an integral part of these Standalone financial statements

This is the Standalone Statement of profit and loss account referred to in our report of even date.

For A.K.Saraf & Associates

Chartered Accountants

Firm Registration No: 322316E

CA. Arvind Kumar Saraf

Proprietor

Membership No - 056138

Place of Signature : Kolkata

Date : 4th September 2023

For and on behalf of the Board of Directors

New Mount Trading & Investment Co Ltd

CIN: L67120WB1975PLC030153

Anup Kumar Rungta

Director

DIN: 00759839

Ajay Sharma

Chief Financial Officer

Sneha Chowdhury

Company Secretary

ACS : 45774




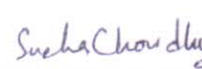


Mudit Kumar Srivastava

Manager

New Mount Trading & Investment Co Ltd

Statement of changes in Equity for the year ended March 31, 2023

Amount (Rs. in Lakhs)

| (a). Equity Share capital: | | | | | (Rs in Lakhs) | |
|---|--|---|---|-------------------|------------------------------|--------------------|
| For the year ended March 31, 2023 | | | | | | |
| Balance as at April 1, 2022 | Changes in equity share capital Due to Prior Period Errors | Restated Balance at the beginning of current Reporting Period | Changes in equity share capital during the year | | Balance as at March 31, 2023 | |
| 921.82 | - | - | - | | 921.82 | |
| For the year ended March 31, 2022 | | | | | | |
| Balance as at April 1, 2021 | Changes in equity share capital Due to Prior Period Errors | Restated Balance at the beginning of current Reporting Period | Changes in equity share capital during the year | | Balance as at March 31, 2022 | |
| 921.82 | - | - | - | | 921.82 | |
| (b) Other Equity : | | | | | (Rs in Lakhs) | |
| | Reserves and Surplus | | | | Other Comprehensive Income | Total Other Equity |
| | Securities Premium Reserve | General Reserve | Statutory Reserve | Retained Earnings | | |
| Balance as at April 1, 2022 | 1,599.63 | 562.84 | 122.84 | (115.26) | 0.00 | 2,170.05 |
| Changes in Accounting Policy or Prior Period Errors | | | | | | |
| Restated balance at the beginning of the period | | | | | | |
| Changes in equity during the year ended 31-03-2023 | | | | | | |
| Profit for the year | | | | (302.05) | | (302.05) |
| Other Comprehensive income/loss for the year | | | | | | |
| Transfer from/to other Comprehensive income/retained earnings | | | | | | |
| Balance as at March 31, 2023 | 1,599.63 | 562.84 | 122.84 | (417.31) | - | 1,868.00 |
| (b).Other equity : (Cont) | | | | | (Rs in Lakhs) | |
| | Reserves and Surplus | | | | Other Comprehensive Income | Total other equity |
| | Securities Premium Reserve | General Reserve | Statutory Reserve | Retained Earnings | | |
| Balance as at April 1, 2021 | 1,599.63 | 562.84 | 122.84 | 198.89 | - | 2,484.20 |
| Changes in Accounting Policy or Prior Period Errors | | | | | | |
| Restated balance at the beginning of the period | | | | | | |
| Changes in equity during the year ended 31-03-2022 | | | | | | |
| Profit for the year | | | | (323.87) | | (323.87) |
| Other Comprehensive income/loss for the year | | | | | 9.72 | 9.72 |
| Transfer from/to other Comprehensive income/retained earnings | | | | 9.72 | (9.72) | - |
| Balance as at March 31, 2022 | 1,599.63 | 562.84 | 122.84 | (115.26) | - | 2,170.05 |
| Notes forming part of the financial statements (1 to 31) | | | | | | |
| (The accompanying notes 1 to 31 are an integral part of the financial statements) | | | | | | |
| As per our report of even date attached | | | | | | |
| For A.K.Saraf & Associates Chartered Accountants Firm Registration No: 322316E  CA. Arvind Kumar Saraf Proprietor Membership No- 056138 Place of Signature : Kolkata Date : 4th September 2023 | | | For and on behalf of the Board of Directors New Mount Trading & Investment Co Ltd CIN: L67110WB1975PLC030183    Jamnotri Gupta Anup Kumar Rungta Sneha Chowdhury Director Director Company Secretary DIN: 00118639 DIN: 00759839 ACS : 45774   Ajay Sharma Mudit Kumar Srivastava Chief Financial Officer Manager | | | |

New Mount Trading & Investment Co Ltd

CASH FLOW STATEMENT for the year ended 31st March 2023 (Amount (Rs in Lakhs))

| Particulars | Year ended 31st March 2023 | | Year ended 31st March 2022 | |
|---|----------------------------|----------------|----------------------------|----------------|
| A. CASH FLOW FROM OPERATING ACTIVITIES | | | | |
| Profit before exceptional items and tax | | -302.05 | | (314.15) |
| <i>Adjustments to reconcile profit before exceptional items and tax to net cash flow provided by operating activities</i> | | | | |
| Depreciation and amortisation expense | 437.31 | | 502 | |
| Fair value loss on financial Instruments at FVTPL | - | | -9.72 | |
| Loss on sale/ discard of property, plant & equipment | - | | -1.40 | |
| Provision for Gratuity | 4.62 | | 3.95 | |
| | | 441.93 | | 494.64 |
| Operating profit/loss before working capital changes | | 139.88 | | 180.49 |
| <i>Adjustments to reconcile operating profit to cash flow provided by changes in working capital</i> | | | | |
| Decrease/(increase) in trade and other receivables | 307.52 | | -571.81 | |
| Increase/Decrease in Inventories | 1,064.72 | | (81.23) | |
| Increase in Non-current & other financial liabilities | -544.36 | | 888.34 | |
| Increase /Decrease in other financial Assets | -1.29 | | 0.08 | |
| Decrease/ Increase in other current liabilities | -44.59 | | 0.82 | |
| Decrease / Increase in other current assets | (6.84) | | -87.90 | |
| | | 775.16 | | 148.31 |
| Cash generated from operations | | 915.04 | | 328.79 |
| Tax Expense | | 3.89 | | (0.10) |
| Net cash generated from operating activities A | | 918.93 | | 328.70 |
| B. CASH FLOW FROM INVESTING ACTIVITIES | | | | |
| Additions to property, plant & equipment | (169.11) | | (76.72) | |
| Purchase of Mutual Fund | (600.00) | | - | |
| Additions to Capital Work in Progress | (71.79) | | 3 | |
| Net cash used in Investing activities B | | -840.91 | | (74.22) |
| C. CASH FLOW FROM FINANCING ACTIVITIES | | | | |
| Proceeds from Long Term - Borrowings | -373.02 | | 25.39 | |
| Proceeds from Short Term - Borrowings | -90.60 | | 38.94 | |
| Net cash (used in) financing activities C | | -463.62 | | 64.33 |
| Net decrease/ Increase in cash and cash equivalents (A+B+C) | | -385.60 | | 318.81 |
| Opening cash and cash equivalents | | 433.20 | | 115.38 |
| Closing cash and cash equivalents for the purpose of Cash Flow Statement (Refer Note No. 3) | | 46.60 | | 433.20 |

Notes:

- 1) The above Cash Flow Statement has been prepared under the " Indirect Method " as set out in the Indian Accounting Standard (Ind AS)-7 on Statement of Cash Flows
- 2) Cash and cash equivalents do not include any amount which is not available to the Company for its use
- 3) Cash and cash equivalents as at the Balance Sheet date consists of:

| Particulars | As at 31st March 2023 | As at 31st March 2022 |
|---|-----------------------|-----------------------|
| Balances with banks | | |
| On current accounts | 14.17 | 268.22 |
| Cheques on hand | 4.53 | 5.60 |
| Cash on hand | 21.52 | 35.03 |
| Cash Credit | - | 118.30 |
| Deposits with original maturity less than 12 months | 3.03 | 2.85 |
| Unpaid Matured Deposits | 3.34 | 1.04 |
| Closing cash and cash equivalents | 46.60 | 431.05 |
| Add : Fixed deposits with banks (with more than 12 months maturity) | - | 2.16 |
| Add : Non-Current Bank Balances | - | - |
| Closing cash and cash equivalents for the purpose of cash flow statement | 46.60 | 433.20 |

As per our report of even date attached

For A.K.Saraf & Associates
Chartered Accountants
Firm Registration No: 322316E

A Saraf
CA. Arvind Kumar Saraf
Proprietor
Membership No - 056138



Place of Signature : Kolkata
Date : 4th September 2023

For and on behalf of the Board of Directors
New Mount Trading & Investment Co Ltd
CIN: L67120WB1975PLC030153

Jamnotri Gupta
Jamnotri Gupta
Director
DIN: 00118639

Anup Kumar Rungta
Anup Kumar Rungta
Director
DIN: 00759839

Ajay Sharma
Ajay Sharma
Chief Financial Officer

Sneha Chowdhury
Sneha Chowdhury
Company Secretary
ACS : 45774

Mudit Kumar Srivastava
Mudit Kumar Srivastava
Manager

NEW MOUNT TRADING & INVESTMENT CO LTD
NOTES TO
STANDALONE FINANCIAL STATEMENTS
as at and for the year ended 31 March 2023

Note No: 1 Corporate Information

Corporate information

New Mount is a public limited company domicile in India incorporated under Ancestral Companies Act, 1956. It is engaged in Production of Flours, Real Estate Construction.

The Registered Office of the Company is situated at 26, J L Nehru Road, 2nd Floor Suit No 22, Kolkata - 700087.

Note No: 2 Significant Accounting Policies

2.1 Statement of Compliance with Ind AS

The financial statements have been prepared in accordance with Ind-AS prescribed under Section 133 of the Companies Act, 2013 ("Act") read with Rule 3 of the Companies (Indian Accounting Standards) Rules, 2015 as amended.

The transition was carried out from Generally Accepted Accounting Principles in India which comprised of applicable Accounting Standards specified under section 133 of the Companies Act, 2013, read with Rule 7 of the Companies (Accounts) Rules, 2014, other pronouncements of the Institute of Chartered Accountants of India (ICAI), relevant applicable provisions of the Companies Act, 1956, and the Companies Act, 2013 to the extent applicable and the applicable guidelines issued by the Securities and Exchange Board of India (SEBI) ("Previous GAAP").

All the Ind-AS issued and notified by the Ministry of Corporate Affairs under the Companies (Indian Accounting Standards) Rules, 2015 (as amended) till the approval of these financial statements.

2.2 Basis of Preparation

These financial statements have been prepared in accordance with Ind AS under the historical cost convention on accrual basis except for the following:

- i) Certain financial instruments that are measured in terms of relevant IND AS at fair values/amortised cost at the end of each reporting period.

All assets and liabilities have been classified as current or non-current as per the Company's normal operating cycle and other criteria set out in Schedule III to the Companies Act, 2013. The Company has ascertained its operating cycle as 12 months for the purpose of current and non-current classification of assets and liabilities.



Signature
A19

Signature
Sueho
Signature

NEW MOUNT TRADING & INVESTMENT CO LTD

NOTES TO

STANDALONE FINANCIAL STATEMENTS

as at and for the year ended 31 March 2023

The financial statements including notes thereon are presented in Indian Rupees ("Rupees" or "Rs."), which is the Company's functional and presentation currency. All amounts disclosed in the financial statements including notes thereon have been rounded off to the nearest rupee as per the requirement of Schedule III to the Act, unless stated otherwise.

2.3 Revenue Recognition

Revenue is recognised to the extent it is probable that economic benefits would flow to the Company and the revenue can be reliably measured, regardless of when the revenue proceeds is received from customers.

Revenue is measured at the fair value of the consideration received/receivable taking into account contractually defined terms of payment and excluding taxes or duties collected on behalf of the Government.

The specific recognition criteria for revenue recognition are as follows:

a) Sale of Goods

Sale of goods is recognised at the time of transfer of substantial risk and rewards of ownership to the buyers for a consideration. It excludes sales tax/VAT, Service Tax, GST (Goods & Services Tax), trade discounts and rebates & goods returns.

b) Rendering of Services

When the services are performed as per contract/arrangement.

c) Interest Income

Interest Income is recognized on time proportion basis taking into account the amount outstanding and the rate applicable. In respect of non-performing loans & advances interest is not recognized.

d) Dividend Income

Dividend income is recognised when the Company's right to receive the dividend is established i.e. in case of interim dividend, on the date of declaration by the Board of Directors; whereas in case of final dividend, on the date of approval by the shareholders.



[Handwritten signature]
019

[Handwritten signature]

[Handwritten signature]

Sueha

NEW MOUNT TRADING & INVESTMENT CO LTD
NOTES TO
STANDALONE FINANCIAL STATEMENTS
as at and for the year ended 31 March 2023

E) Insurance Claim

Insurance and other claims to the extent considered recoverable, are accounted for in the year of claims. However claims and refunds, whose recovery cannot be ascertained with reasonable certainty, are accounted for on acceptance basis.

F) All other incomes are accounted for on accrual basis.

Under IND AS-18, Revenue from product sales & services is recognized exclusive of taxes & net of returns, sales discounts, etc. Sales return are accounted for when goods are return.

2.4 Fair Value Measurement

Fair value is the price that would be received to sell an asset or paid to transfer a liability in an orderly transaction between market participants at the measurement date under current market conditions.

The company categorizes Assets & Liabilities measured at fair value into one of three levels depending on the ability to observe inputs employed for such measurement:

- a) Level 1: Quoted prices (unadjusted) in active markets for identical assets or liabilities.
- b) Level 2: Inputs other than quoted prices included within level 1 that are observable either directly or indirectly for asset or liability.
- c) Level 3: Inputs for the assets or liability which are not based on observable market data.

2.5 Property, Plant and Equipment (PPE)

Property, Plant and Equipment (PPE) are stated at cost of acquisition or deemed cost on date of transition less accumulated depreciation and impairment losses, if any. Cost of an asset comprises of purchase price, borrowing cost and any other cost directly attributable to bringing the assets to its working condition for its intended use.

Capital work in progress includes machinery to be installed, construction and erection materials, borrowing costs, unallocated pre-operative and other expenditures directly attributable towards construction and erection of assets.

Depreciation on PPE commences when the assets are ready for their intended use. Depreciation has been provides on written down value method as per the useful life specified under schedule II to the Companies Act, 2013. Depreciation on incremental



Signature
AT

Signature

Signature
Sueha

NEW MOUNT TRADING & INVESTMENT CO LTD

NOTES TO

STANDALONE FINANCIAL STATEMENTS

as at and for the year ended 31 March 2023

cost arising on account of exchange difference is computed prospectively with respect to the residual life of respective asset.

The company does not hold any leasehold property. Freehold land is not depreciated

2.6 Inventories

- (i) Finished products are valued at lower of cost or net realizable value.
- (ii) Stores and Spares and Construction materials are valued at cost.
- (iii) Work In Progress are valued at cost.
- (iv) Net realizable value is the estimated selling price in the ordinary course of business, less estimated costs of completion and estimated costs necessary to make the sale.

The cost of inventories comprises of all costs of purchases, cost of conversion and other cost directly attributable to the acquisition thereof. To arrive at the cost of inventories, the FIFO cost formula along with the retail method for measurement of cost has been adopted.

2.7 Provisions, Contingent Liabilities and Contingent Assets

a) A provision is recognized if, as a result of a past event, the Company has a present legal or constructive obligation that can be estimated reliably, and it is probable that an outflow of economic benefits will be required to settle the obligation. Provisions are not recognised for future operating losses.

If the effect of the time value of money is material, provisions are determined by discounting the expected future cash flows at current pre-tax rate that reflects current market assessments of the time value of money and the risks specific to the liability.

When discounting is used, the increase in the passage of time is recognized as finance costs.

The amount recognized as a provision is the best estimate of the consideration required to settle the present obligation as at the balance sheet date, taking into account the risks and uncertainties surrounding the obligation.

When some or all of the economic benefits required to settle a provision are expected to be recovered from a third party, the receivable is recognized as an asset, if it is virtually certain that reimbursement will be received and the amount of the receivable can be



Handwritten signature
AM

Handwritten signature

Handwritten signature
Sueha

NEW MOUNT TRADING & INVESTMENT CO LTD
NOTES TO
STANDALONE FINANCIAL STATEMENTS
as at and for the year ended 31 March 2023

measured reliably. The expense relating to provision is presented in the Statement of Profit and Loss, net of any reimbursement.

b) A contingent liability is not recognised in the financial statements, however, is disclosed, unless the possibility of an outflow of resources embodying economic benefits is remote.

If it becomes probable that an outflow of future economic benefits will be required for an item dealt with as a contingent liability, a provision is recognized in the financial statements of the period (except in the extremely rare circumstances where no reliable estimate can be made).

c) A contingent asset is not recognised in the financial statements, however, is disclosed, where an inflow of economic benefits is probable. When the realisation of income is virtually certain, then the related asset is no longer a contingent asset, and is recognised as an asset.

d) Provisions, contingent liabilities and contingent assets are reviewed at each balance sheet date.

2.8 Employee benefits

a) Short-Term Employee Benefits

Short-term employee benefits in respect of salaries and wages, including non-monetary benefits are recognised as an expenses at the undiscounted amount in the Statement of Profit and Loss for the year in which the related service is rendered.

b) Defined Contribution Plans

The Company pays provident and other fund contributions to publicly administered fund as per local regulations.

The Company has no further obligation, other than the contributions payable to the respective funds. The Company recognizes contribution payable to such funds as an expense, when an employee renders the related service.

c) Defined benefit plans

The Company doesn't operates a defined benefit gratuity plan, which requires contributions to be made to the recognised fund.



[Handwritten signature]
[Handwritten initials]

[Handwritten signature]

[Handwritten signature]
[Handwritten signature]

NEW MOUNT TRADING & INVESTMENT CO LTD
NOTES TO
STANDALONE FINANCIAL STATEMENTS
as at and for the year ended 31 March 2023

Company doesn't Carry out the Actuarial valuation of the Defined benefit plan (Gratuity). The company has provided liability for Gratuity on the basis of valuation made at the end of financial year.

2.9 Borrowing Cost

Borrowing cost comprises of interest and other costs incurred in connection with the borrowings of the funds. All borrowing costs are recognized in the statement of Profit & Loss using the effective interest method except to the extent attributable to qualifying Property, Plant & Equipment (PPE) which are capitalized to the cost of the related assets. A qualifying PPE is an asset that necessarily takes a substantial period of time to get ready for its intended use or sale. Borrowing cost also includes exchange differences to the extent considered as an adjustment to the borrowing costs.

2.10 Financial Instruments

Financial assets and financial liabilities are recognized in the Balance sheet when the Company becomes a party to the contractual provisions of the instrument. The Company determines the classification of its financial assets and financial liabilities at initial recognition based on its nature and characteristics.

a) Financial Assets

i) Initial Recognition and Measurement

All financial assets are recognized initially at fair value plus, in the case of financial assets not recorded at fair value through profit or loss, transaction costs that are attributable to the acquisition of the financial asset. The financial assets include equity, trade and other receivables, loans and advances, cash and bank balances.

ii) Subsequent Measurement

For the purpose of subsequent measurement, financial assets are classified in the following categories:

- 1) At amortised cost,
- 2) At fair value through other comprehensive income (FVTOCI), and
- 3) At fair value through profit or loss (FVTPL).



Handwritten signature
11/7

Handwritten signature

Handwritten signature
Sneha

NEW MOUNT TRADING & INVESTMENT CO LTD
NOTES TO
STANDALONE FINANCIAL STATEMENTS
as at and for the year ended 31 March 2023

Debt Instruments at Amortised Cost

A 'debt instrument' is measured at the amortised cost if both the following conditions are met:

- 1) The asset is held within a business model whose objective is to hold the asset for collecting contractual cash flows, and
- 2) Contractual terms of the asset give rise on specified dates to cash flows that are solely payments of principal and interest on the principal amount outstanding.

After initial measurement, such financial assets are subsequently measured at amortised cost using the Effective Interest Rate (EIR) method. Amortised cost is calculated by taking into account any discount or premium on acquisition and fees or costs that are an integral part of the EIR

Equity Investments

All equity investments in the scope of Ind AS 109 are measured at fair value.

Equity instruments included within the FVTPL category, if any, are measured at fair value with all changes recognized in profit or loss. The Company may make an irrevocable election to present in OCI subsequent changes in the fair value. The Company makes such election on an instrument-by-instrument basis. The classification is made on initial recognition and is irrevocable.

If the Company decides to classify an equity instrument at FVTOCI, then all fair value changes on the instrument, excluding dividends, are recognized in OCI. There is no recycling of the amounts from OCI to profit or loss, even on sale of investment.

However, the Company may transfer the cumulative gain or loss within equity.


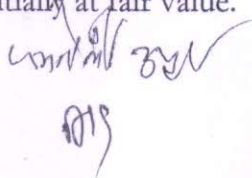

iii) De-recognition

The Company derecognises a financial asset only when the contractual rights to the cash flows from the asset expires or it transfers the financial asset and substantially all the risks and rewards of ownership of the asset.

b) Financial Liabilities

(i) Initial Recognition and Measurement

All financial liabilities are recognised initially at fair value.



NEW MOUNT TRADING & INVESTMENT CO LTD
NOTES TO
STANDALONE FINANCIAL STATEMENTS
as at and for the year ended 31 March 2023

The financial liabilities include trade and other payables, loans and borrowings including bank overdrafts, derivative financial Instruments etc.

(ii) Subsequent Measurement

For the purpose of subsequent measurement, financial liabilities are classified in two categories:

- 1) Financial liabilities at amortised cost, and
- 2) Derivative instruments at fair value through profit or loss (FVTPL)

c) Share Capital

An equity instrument is a contract that evidences residual interest in the assets of the Company after deducting all of its liabilities. Incremental costs directly attributable to the issuance of new equity shares are recognized as a deduction from equity, net of any tax effects.

2.11 Impairment of Assets

a) Non-Financial Assets

Property, Plant and Equipment and Intangible Assets are evaluated for recoverability whenever events or changes in circumstances indicate that the carrying amounts may not be recoverable.

An impairment loss is recognized for the amount by which the carrying amount of the asset exceeds its recoverable amount.

The recoverable amount is the higher of an asset's fair value less costs to sell and value in use.

For the purpose of assessing impairment, assets are grouped at the lowest levels for which there are separately identifiable cash flows (cash-generating units).

In assessing value in use, the estimated future cash flows are discounted to their present value using a pre-tax discount rate that reflects current market assessments of the time value of money and the risks specific to the asset.

In determining fair value less costs of disposal, recent market transactions are taken into account. If no such transactions can be identified, an appropriate valuation model is used.



Handwritten signature
MS

Handwritten signature

Handwritten signature
Sueha

NEW MOUNT TRADING & INVESTMENT CO LTD

NOTES TO

STANDALONE FINANCIAL STATEMENTS

as at and for the year ended 31 March 2023

These calculations are corroborated by valuation multiples, quoted share prices for publicly traded companies or other available fair value indicators.

If at the balance sheet date there is an indication that a previously assessed impairment loss no longer exists, the recoverable amount is reassessed and the impairment loss previously recognized is reversed such that the asset is recognized at its recoverable amount but not exceeding written down value which would have been reported if the impairment loss had not been recognized.

b) Financial Assets

Investments

Long term Investment being in investment in equity shares are stated at fair value through Other comprehensive Income (OCI).

The fair values of financial instruments that are not traded in an active market and cannot be measured based on quoted prices in active markets is determined using valuation techniques including Net Asset Value method.

2.12 Government Grants

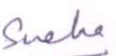

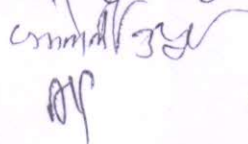
Government grants are recognized on systematic basis when there is reasonable certainty of realization of the same. Revenue grants including subsidy/rebates are credited to Statement of Profit & Loss Account under "Other Income" or deducted from the related expenses for the period to which these are related. Grants which are meant for purchase, construction or otherwise for acquisition of non-current assets are credited to respective assets.

2.13 Taxes

Provision for current tax is made after taking into consideration benefits admissible under the provision of the Income Tax Act, 1961. Deferred Tax resulting from "timing difference" between taxable and accounting income is accounted for using the tax rates and laws enacted or substantively enacted on the balance sheet date. Deferred Tax asset is recognized and carried forwardly only to the extent that there is virtual certainty that the asset will be realized in future.

2.14 Earnings per Share

a) Basic earnings per share are computed by dividing the net profit/(loss) after tax by the weighted average number of equity shares outstanding during the year.



NEW MOUNT TRADING & INVESTMENT CO LTD

NOTES TO

STANDALONE FINANCIAL STATEMENTS

as at and for the year ended 31 March 2023

b) Diluted earnings per share are computed by dividing the net profit/(loss) after tax by the weighted average number of equity shares considered for deriving basic earnings per share and also the weighted average number of equity shares which could be issued on the conversion of all dilutive potential equity shares.

2.15 Segment Reporting

The company is engaged in various activities across various geographical area with different political & economic environment, risk & returns etc. Accordingly operating segment have been identified based on different business activities and operation not covered in any specified activity is disclosed under an unallocated segment.

2.16 Cash and cash equivalents

Cash and cash equivalents in the Balance sheet comprise cash on hand, cheques on hand, balance with banks on current accounts and short term, highly liquid investments with an original maturity of three months or less and which carry insignificant risk of changes in value.

For the purpose of the Cash Flow Statement, Cash and cash equivalents consist of Cash and cash equivalents, as defined above and net of outstanding book overdrafts as they are considered an integral part of the Company's cash management.

2.17 Cash Flow Statement

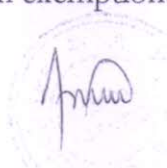
Cash flows are reported using the indirect method, whereby profit/loss before tax is adjusted for the effects of transactions of a non-cash nature, any deferrals or accruals of past or future operating cash receipts or payments and item of income or expenses associated with investing or financing flows. The cash flows from operating, investing and financing activities of the Company are segregated.

2.18 Lease (Transition on Ind As 116)

With effect from April 1, 2019 the Company has adopted Ind AS 116, Leases using the modified retrospective approach.

Ind AS 116 - Leases introduces a single, on- balance sheet lease accounting model for lessees.

A lessee recognises a right-of-use asset representing its right to use the underlying asset and a lease liability representing its obligation to make lease payments. There are recognition exemptions for short-term leases and leases of low-value items.



Accountant
ATP



Sneha

Sneha

NEW MOUNT TRADING & INVESTMENT CO LTD


NOTES TO STANDALONE FINANCIAL STATEMENTS

as at and for the year ended 31 March 2023

Lessor accounting remains similar to the current standard - i.e., lessors continue to classify leases as finance or operating leases. It replaces existing leases guidance, Ind AS 17, Leases. The Company evaluates if an arrangement qualifies to be a lease as per the requirements of Ind AS 116. Identification of a lease requires significant judgement. The Company uses significant judgment in assessing the lease term (including anticipated renewals) and the applicable discount rate. However, the company does not have any lease contracts as a lessee, hence there is no impact in the financial statements of the Company.

3. Impact of Covid-19 Pandemic

The business has been impacted during the year on account of COVID-19, however the Company has assessed the possible impact of COVID-19 in preparation of these financial statements, including but not limited to its assessment of liquidity and going concern assumption, the recoverable values of its financial and non-financial assets and impact on revenues and costs. The impact of COVID-19 may be different from that estimated as at the date of approval of these financial statements and the company will continue to closely monitor any material changes to future economic conditions, accordingly the financial statements of the Company have been prepared on a going concern basis.



Handwritten signature
M



Shubanshu

Sueha

NOTES TO STANDALONE FINANCIAL STATEMENTS

as at and for the year ended 31 March 2023
(Rs. In Lakhs)

NOTE NO : 4 PROPERTY, PLANT AND EQUIPMENT

| Particulars | Land (Free hold) | Property, Plant and Equipment | | | | | | | | | | Total | | |
|--|-------------------|-------------------------------|------------------------|-------------------|---------------------|----------------|------------------------|----------------------|------------------|----------|--|-------|--|--|
| | | Factory Building # | Non-Factory Building # | Office Building # | Plant and Equipment | Motor Vehicles | Furniture and Fixtures | Electrical Equipment | Office Equipment | | | | | |
| Gross block | | | | | | | | | | | | | | |
| Gross carrying amount as at 1 April 2022 | 117.74 | 1,403.74 | 32.31 | 24.05 | 3,759.49 | 241.18 | 9.64 | 284.71 | 34.97 | 5,907.83 | | | | |
| Additions during the year | 56.55 | - | - | - | 100.26 | 0.75 | - | 11.32 | 0.24 | 169.11 | | | | |
| Disposals /Deductions during the year | - | - | - | - | - | - | - | - | - | - | | | | |
| Gross carrying amount as at 31 March 2023 | 174.28 | 1,403.74 | 32.31 | 24.05 | 3,859.75 | 241.93 | 9.64 | 296.03 | 35.21 | 6,076.95 | | | | |
| Depreciation /amortisation/ impairment | | | | | | | | | | | | | | |
| Accumulated depreciation/ amortisation as at 1 April 2022 | - | 522.56 | 23.56 | 18.12 | 2,089.56 | 163.12 | 8.68 | 223.43 | 31.90 | 3,080.94 | | | | |
| Depreciation/ amortisation for the year | - | 85.19 | 0.40 | 0.69 | 306.98 | 26.35 | 0.19 | 16.69 | 0.84 | 437.31 | | | | |
| Disposals /Deductions during the year | - | - | - | - | - | - | - | - | - | - | | | | |
| Accumulated depreciation/ amortisation as at 31st March 2023 | - | 607.75 | 23.96 | 18.80 | 2,396.54 | 189.47 | 8.86 | 240.12 | 32.73 | 3,518.24 | | | | |
| Net carrying amount as at 31st March 2023 | 174.28 | 795.99 | 8.35 | 5.25 | 1,463.21 | 52.45 | 0.78 | 55.92 | 2.48 | 2,558.70 | | | | |
| Net carrying amount as at 1st April 2022 | 117.74 | 881.18 | 8.75 | 5.93 | 1,669.93 | 78.06 | 0.97 | 61.28 | 3.08 | 2,826.90 | | | | |

Gross carrying amount in some cases includes value of land also however no depreciation has been charged on land value

Note:

Of the Above:

- (i) Plant, Machinery & Equipment, Closing WDV as on 31.03.2023 amounting to Rs. 1,432.39 Lakhs has been pledged as security against secured borrowings (Term Loan) from Canara Bank Ltd
- (ii) Title Deeds of Immoveable Properties are held in the name of the company.

NOTE NO : 4A CAPITAL WORK IN PROGRESS

| Particulars | As at 31st March 2023 | As at 31st March 2022 |
|-----------------------------------|-----------------------|-----------------------|
| Opening Balance | - | 1535.32 |
| Add: Additions during the year | 71.79 | 57.57 |
| Less: Capitalized during the year | - | -1,592.88 |
| Closing Balance | 71.79 | - |



Company Manager

11/1

[Signature]

[Signature]

**NOTES TO
STANDALONE FINANCIAL STATEMENTS**

as at and for the year ended 31 March 2023
(Ks. In Lakhs)

Capital Work-In Progress (CWIP) - Ageing Schedule

| Particular | Amount in CWIP for a period of | | | |
|--------------------------------|--------------------------------|-----------|-----------|-------------------|
| | Less than 1 Year | 1-2 years | 2-3 years | More than 3 years |
| Projects in Progress | 71.79 | - | - | - |
| Projects Temporarily Suspended | - | - | - | - |
| As at 31st March 2023 | 71.79 | - | - | - |
| Projects in Progress | - | - | - | - |
| Projects Temporarily Suspended | - | - | - | - |
| As at 31st March 2022 | - | - | - | - |

Note:

There is no overdue or delayed Capital work-in-progress with original plan.

NOTE NO : 4B INTANGIBLE ASSETS

| Particulars | Tenancy Rights | Total |
|--|----------------|-------|
| Gross block | | |
| Gross carrying amount as at 1 April 2022 | 0.35 | 0.35 |
| Additions during the year | - | - |
| Disposals /Deductions during the year | - | - |
| Gross carrying amount as at 31 March 2023 | 0.35 | 0.35 |
| Depreciation / amortisation/ impairment | - | - |
| Accumulated depreciation/ amortisation as at 1 April 2022 | - | - |
| Depreciation/ amortisation for the year | - | - |
| Disposals /Deductions during the year | - | - |
| Accumulated depreciation/ amortisation as at 31st March 2023 | - | - |
| Net carrying amount as at 31st March 2023 | 0.35 | 0.35 |
| Net carrying amount as at 1st April 2022 | 0.35 | 0.35 |



Handwritten signature

Handwritten initials

Handwritten signature

Handwritten signature

NOTES TO STANDALONE FINANCIAL STATEMENTS

as at and for the year ended 31 March 2023

(Rs. In Lakhs)

Note No. : 5A Investments (Non - Current Assets)(Non Trade)

| Particulars | Face Value | Number of Shares | As at 31st March 2023 | Number of Shares | As at 31st March 2022 |
|---|------------|------------------|--------------------------|---------------------|--------------------------|
| (i) Equity instruments | | | | | |
| (1) Designated at fair value through other comprehensive income Fully paid up (Unquoted) | | | | | |
| Investment in Subsidiary | | | | | |
| Eq. Sh. Of Aditya Tyres Pvt. Ltd.* | 10 | 10,000 | 1.00 | 10,000 | 1.00 |
| Eq. Sh. Of Sanuraga Fabtech Pvt. Ltd.* | 10 | 200 | 0.02 | 200 | 0.02 |
| Investment in Other tha Susidiary & Associate | | | | | |
| Eq Sh of Shyam Agro Foods Pvt Ltd | 10 | 4,325 | 0.43 | 4,325 | 0.43 |
| Eq. Sh. of Shyam Housing & Finance Pvt. Ltd. | 10 | 99,000 | 54.45 | 99,000 | 54.45 |
| TOTAL (A) | | | 55.90 | | 55.90 |
| (2) Preference Shares (Unquoted) Fully paid up | | | | | |
| Investment in Subsidiary | | | | | |
| 8% Non Cumulative Optionally convertible redeemable Pref. Sh. Of Sanuraga Fabtech Pvt. Ltd.* | 10 | 9,800 | 0.98 | 9,800 | 0.98 |
| TOTAL (B) | | | 0.98 | | 0.98 |
| TOTAL (C) (A+B) | | | 56.88 | | 56.88 |
| Aggregate investment carried at cost | | | 56.88 | | 56.88 |
| Aggregate investment designated at fair value through other comprehensive income | | | - | | - |

* Wholly owned subsidiary

(ii) Particular of the Investment made by the Company required to be furnished u/s 186 (4) of the Co Act 2013 are as given in Note no (5) above

Note No. : 5B Current Investments (Current Assets) (Non Trade)

| Particulars | Face Value | Number of Units | As at 31st March 2023 | Number of Units | As at 31st March 2022 |
|--|------------|-----------------|--------------------------|--------------------|--------------------------|
| (i) Investment measured at Fair Value Through Other Comprehensive Income (FVTOCI) | | | | | |
| In Mutual Fund | | 51,066 | 600.00 | | - |
| Total of Investment measured through FVTOCI | | | 600.00 | | |
| Total Current Investment | | | 600.00 | | |
| Aggregate Amount of Investment | | | 600.00 | | - |
| NAV AS ON 31.03.23 | | | 599.97 | | - |



Accountant
3/2/23
AM

[Handwritten Signature]

Suhas

Subodh

**NOTES TO
STANDALONE FINANCIAL STATEMENTS**

as at and for the year ended 31 March 2023
(Rs. In Lakhs)

Note No. : 6 Other Financial Assets
Non-current (Unsecured, considered good)

| Particulars | As at 31st March 2023 | As at 31st March 2022 |
|---|--------------------------|--------------------------|
| (a) Security Deposits | 71.42 | 70.13 |
| (b) Fixed Deposits with Banks Bank deposits with more than 12 months maturity | - | 2.16 |
| (c) Others National Saving Certificate | - | 1.01 |
| Unpaid Matured Deposits * | 3.34 | 1.04 |
| | 74.76 | 74.34 |

Note (a) : Security deposits are payable on demand hence carried at cost without discounting

**Note No. : 7 Inventories (Valued at lower of cost and net realisable value,
unless stated otherwise)**

| Particulars | As at 31st March 2023 | As at 31st March 2022 |
|-------------------|--------------------------|--------------------------|
| Residential Flats | 2,018.09 | 2,477.94 |
| Finished Goods | 213.70 | 356.33 |
| Raw Materials | 284.48 | 775.25 |
| Packing Materials | 120.72 | 92.20 |
| | 2,636.99 | 3,701.72 |

Note No. : 8 Trade and other receivables (carried at cost)

Current (Unsecured, considered good)

| Particulars | As at 31st March 2023 | As at 31st March 2022 |
|---|--------------------------|--------------------------|
| Trade Receivables | | |
| (i) Trade Receivable considered Good - Secured | | - |
| (ii) Trade Receivable considered Good - Unsecured | 667.35 | 974.87 |
| (iii) Trade Receivables which have significant increase in Credit Risk | | - |
| (iv) Trade Receivables which have significant increase in Credit Risk | | - |
| | 667.35 | 974.87 |
| Less:- Allowance for bad and doubtful debts | - | - |
| Total | 667.35 | 974.87 |

Trade Receivables include debts due by:

| | | |
|---|---|---|
| Directors * | - | - |
| Other officers of the Company * | - | - |
| Firm in which director is a partner * | - | - |
| Private Company in which director is a member | - | - |
| * Either severally or jointly | | |

Handwritten signature and initials

Handwritten signature

Handwritten signature

Handwritten signature

**NOTES TO
STANDALONE FINANCIAL STATEMENTS**

as at and for the year ended 31 March 2023

| Particulars | (i) Undisputed Trade Receivables – Considered Good | (ii) Undisputed Trade Receivables – Considered Doubtful | (iii) Disputed Trade Receivables – Considered Good | (iv) Disputed Trade Receivables – Considered Doubtful | (v) Provision for doubtful receivable (Disputed + Undisputed) | Total [(i)+(ii)+(iii)+ (iv)-(v)] |
|------------------------|--|---|--|---|---|----------------------------------|
| 31st March 2023 | | | | | | |
| Unbilled Dues | | | | | | - |
| Not Due | | | | | | - |
| Less than 6 months | 609.33 | | | | | 609.33 |
| 6 month-1 years | 0.02 | | | | | 0.02 |
| 1-2 Years | 6.96 | | | | | 6.96 |
| 2-3 Years | 9.21 | | | | | 9.21 |
| More Than 3 Years | 41.81 | | | | | 41.81 |
| Total | 667.35 | - | - | - | - | 667.35 |
| 31st March 2022 | | | | | | |
| Unbilled Dues | | | | | | - |
| Not Due | | | | | | - |
| Less than 6 months | 902.83 | | | | | 902.83 |
| 6 month-1 years | 1.92 | | | | | 1.92 |
| 1-2 Years | 0.93 | | | | | 0.93 |
| 2-3 Years | 12.83 | | | | | |
| More Than 3 Years | 56.37 | | | | | |
| Total | 974.88 | - | - | - | - | 974.88 |

Note :

Allowances for Doubtful Debt is not considered necessary hence no allowances are made

Since trade receivables are outstanding for a period less than six months from the due date for payment and is payable on demand hence it is carried at cost instead of amortized cost

Note No. : 9 Cash and Cash Equivalents

| Particulars | As at 31st March 2023 | As at 31st March 2022 |
|---|-----------------------|-----------------------|
| Balances with banks | | |
| On current accounts | 14.17 | 268.22 |
| On Cash Credit | - | 118.30 |
| Cheques on hand | 4.53 | 5.60 |
| Cash in hand | 21.52 | 35.03 |
| Other Bank Balances | | |
| Deposits with original maturity for less than 12 months | 3.03 | 2.85 |
| | 43.25 | 430.00 |



Handwritten signature
A11

Handwritten signature

Susha

Shivaram

**NOTES TO
STANDALONE FINANCIAL STATEMENTS**
as at and for the year ended 31 March 2023

Note No. : 10 Loans

Current (Unsecured, considered good unless otherwise stated)

| Particulars | As at 31st March 2023 | As at 31st March 2022 |
|---|--------------------------|--------------------------|
| Loans to Related Parties (Foot Note 1) | - | - |
| Loans to Others | | |
| Loans Receivable Considered Good - Secured Unsecured | - | - |
| - Considered Good | 162.82 | 162.82 |
| - Considered Doubtful | 12.77 | 12.77 |
| | 175.59 | 175.59 |
| Less:-Provision for Doubtful Loans | 12.77 | 12.77 |
| | 162.82 | 162.82 |
| | 162.82 | 162.82 |

Foot Note 1: Loans and Advances Due by Directors or Other Officers of the Company

| | | |
|---|---|---|
| Directors * | - | - |
| Other Officers of the Company * | - | - |
| Firm in which director is a partner * | - | - |
| Private Company in which director is a member | - | - |

* Either severally or jointly

Note No. : 11 Other Current Assets (Unsecured, considered good)

| Particulars | As at 31st March 2023 | As at 31st March 2022 |
|--|--------------------------|--------------------------|
| Advances Other than Capital Advances | | |
| a) Security Deposit | 1.80 | 1.80 |
| b) Advances to Related Parties (Refer Note (b)) | - | - |
| c) Other Advances | | |
| (i) Advance to suppliers | 65.29 | 56.99 |
| (ii) Advance to Others | 67.82 | 85.46 |
| (ii) Advance to Employees | 9.58 | 7.17 |
| (iv) Prepaid Expenses | 21.82 | 17.30 |
| (v) Accrued Interest | 0.16 | 0.47 |
| (vi) Rent Receivable | 1.79 | 1.07 |
| (vii) Electricity Duty Subsidy Receivable | 13.35 | 13.35 |
| (viii) Interest Subsidy Receivable | 37.08 | 37.08 |
| (ix) Other Receivable | 12.98 | - |
| (x) Balances with Govt Authorities | 12.26 | 12.29 |
| (xi) Income Tax Payment (Net of Provisions) | 71.53 | 77.51 |
| | 315.47 | 310.48 |

Note (a) : Security deposits are payable on demand hence carried at cost without discounting

(b): Advances Due by Directors or Other Officers of the Company

| | | |
|---|---|---|
| Directors * | - | - |
| Other Officers of the Company * | - | - |
| Firm in which director is a partner * | - | - |
| Private Company in which director is a member | - | - |

* Either severally or jointly



Handwritten signature and initials

Handwritten signature

Handwritten signature: Susha

Handwritten signature: Bhavani

**NOTES TO
STANDALONE FINANCIAL STATEMENTS**

as at and for the year ended 31 March 2023

Note No. : 12 Share capital

| Particulars | As at 31st March 2023 | | As at 31st March 2022 | |
|--|-----------------------|---------------|-----------------------|---------------|
| | No of Shares | Rs. | No of Shares | Rs |
| (a) Authorised | | | | |
| Equity shares of par value 10 /- each | 95,00,000 | 950.00 | 95,00,000 | 950.00 |
| (b) Issued, subscribed and fully paid up | | | | |
| Equity shares of par value 10 /- each | 92,18,166 | 921.82 | 92,18,166 | 921.82 |
| | | <u>921.82</u> | | <u>921.82</u> |

(c) Reconciliation of number and amount of equity shares outstanding

| Particulars | As at 31st March 2023 | | As at 31st March 2022 | |
|---|-----------------------|--------|-----------------------|--------|
| | No of Shares | Rs | No of Shares | Rs |
| Balance at the beginning of the year | 92,18,166 | 921.82 | 92,18,166 | 921.82 |
| Changes due to prior period errors | - | - | - | - |
| Restated balance at the beginning of the year | - | - | - | - |
| Changes during the current year | - | - | - | - |
| Balance at the end of the year | 92,18,166 | 921.82 | 92,18,166 | 921.82 |

(d) The Company has only one class of equity shares. The holders of equity shares are entitled to receive dividend as declared from time to time and are entitled to one vote per share

(e) In the event of liquidation of the Company, the holders of equity shares will be entitled to receive remaining assets of the Company, after distribution of all preferential dues. The distribution will be in proportion to the number of equity shares held by the shareholders.

(f) Shareholders holding more than 5 % of the equity shares in the Company

| Name of the Shareholder | As at 31st March 2023 | | As at 31st March 2022 | |
|-------------------------|-----------------------|--------------|-----------------------|--------------|
| | No of Shares held | % of holding | No of Shares held | % of holding |
| Deepika Agrahari | 19,87,467 | 21.56 | 19,87,467.00 | 21.56 |
| Neelima Gupta | 18,86,800 | 20.47 | 18,86,800.00 | 20.47 |

(g) There are no shares reserved for issue under options and contracts / commitments for the sale of shares/ disinvestments

(h) For the period of 5 years immediately preceding the date as at which the Balance Sheet is prepared

| Name of the Shareholder | As at 31st March 2023 | | As at 31st March 2022 | |
|---|-----------------------|--|-----------------------|--|
| | No of Shares | | No of Shares | |
| (a) Aggregate number and class of shares allotted as fully paid up pursuant to contract(s) without payment being received in cash | NIL | | NIL | |
| (b) Aggregate number and class of shares allotted as fully paid by way of bonus shares | NIL | | NIL | |
| (c) Aggregate number and class of shares bought back | NIL | | NIL | |

The bottom of the page contains several handwritten signatures and a circular stamp. On the left, there is a circular stamp with a signature inside. In the center, there are two more signatures. On the right, there is a large signature and the name 'Susha' written above it. At the bottom right, there is a signature that appears to be 'Susha' and another signature below it.

NOTES TO STANDALONE FINANCIAL STATEMENTS

as at and for the year ended 31 March 2023

- (i) There were no securities issued having a term for conversion into equity / preference shares.
- (j) There are no calls unpaid in respect of Equity Shares issued by the Company
- (k) There are no forfeited shares by the Company
- (l) The company does not have any holding company.
- (m) Disclosure of Shareholding of Promoters

| Name of the Promoter | As at 31st March 2023 | | As at 31st March 2022 | |
|-------------------------|-----------------------|--------------|-----------------------|--------------|
| | No of Share held | % of Holding | No of Share held | % of Holding |
| Deepika Agrahari | 19,87,467 | 21.56 | 19,87,467 | 21.56 |
| Neelima Gupta | 18,86,800 | 20.47 | 18,86,800 | 20.47 |
| Jamnotri Gupta | 4,30,000 | 4.66 | 4,30,000 | 4.66 |
| Vidup Agrahari | 1,00,000 | 1.08 | 1,00,000 | 1.08 |
| Manju Rungta | 10,000 | 0.10 | 10,000 | 0.10 |
| Anug Kumar Rungta (HUF) | 6,000 | 0.06 | 6,000 | 0.06 |
| Anug Kumar Rungta | 1,899 | 0.02 | 1,899 | 0.02 |

Note No. : 13 Other equity

| Particulars | As at 31st March 2023 | | As at 31st March 2022 | |
|--|-----------------------|----------|-----------------------|----------|
| | | | | |
| (a) Securities Premium | | | | |
| Balance as per last account | | 1,599.63 | | 1,599.63 |
| (b) General Reserve | | | | |
| Balance as per last account | | 562.84 | | 562.84 |
| (c) Statutory Reserve | | | | |
| Balance as per last account | | 122.84 | | 122.84 |
| (d) Retained Earnings | | | | |
| Balance as per last account | (115.26) | - | 198.89 | - |
| Less: Transfer from Other Comprehensive Income | | - | | - |
| Less : Net Profit/Loss for the Year | (302.05) | - | (323.87) | - |
| Add : Transfer from Other Comprehensive Income | - | (417.31) | 9.72 | (115.26) |
| (e) Other Comprehensive Income | | | | |
| Balance as per last account | - | - | - | - |
| Add : Other Comprehensive Income for the Year | - | - | (0.29) | - |
| Less : Transfer to retained earnings | - | - | 0.29 | - |
| | | 1,868.00 | | 2,170.05 |

Note :

- (i) Securities premium is used to record the premium on issue of shares. The reserve is eligible for utilization in accordance with the provisions of the Companies Act 2013.
- (ii) General reserve is a free reserve and can be utilised for any general purpose like issue of bonus shares, payment of dividend, buy back of shares etc.
- (iii) Other Comprehensive income ('OCI') represents the cumulative gains and losses arising on the revaluation of equity instruments measured at fair value through Other Comprehensive income ('OCI') net of Taxes.

Handwritten signature

Handwritten signature

Handwritten signature

Handwritten signature

**NOTES TO
STANDALONE FINANCIAL STATEMENTS**

as at and for the year ended 31 March 2023

Note No. : 14 Financial liabilities

(i) Borrowings

(i) Non - Current


| Particulars | As at 31st March 2023 | As at 31st March 2022 |
|--|--------------------------|--------------------------|
| From Bank : | | |
| Term Loans (Secured) | | |
| Indian Rupee Loan From Canara Bank # (Rate of Interest @ 6.75%) | 475.31 | 630.81 |
| Less:-Repayable within 12 months | | |
| (Amount disclosed under "Current Liabilities - Borrowings") (A) | 265.00 | 253.00 |
| | 210.31 | 377.81 |
| Term Loans (Secured)- From Bank | | |
| Indian Rupee Loan From Canara Bank # (Rate of Interest @ 6.75%) | 354.00 | 388.41 |
| Less:-Repayable within 12 months | | |
| (Amount disclosed under "Current Liabilities - Borrowings") (B) | 48.00 | 36.00 |
| | 306.00 | 352.41 |
| Term Loans COVID-19 GECL Scheme | | |
| Indian Rupee Loan From Canara Bank # (Rate of Interest @ 6.75%) | 143.21 | 249.98 |
| Less:-Repayable within 12 months | | |
| (Amount disclosed under "Current Liabilities - Borrowings") (C) | 103.32 | 103.33 |
| | 39.89 | 146.65 |
| Term Loans COVID-19 GECL Scheme | | |
| Indian Rupee Loan From Canara Bank # (Rate of Interest @ 6.75%) | 380.45 | 380.00 |
| Less:-Repayable within 12 months | 52.80 | |
| (Amount disclosed under "Current Liabilities - Borrowings") (D) | | |
| | 327.65 | 380.00 |
| | | |
| (A + B + C+D) | 883.85 | 1,256.87 |

| Particulars of Loans | Purpose (as per Loan Agreement) | Whether used for the purpose stated in the loan Agreement | If no, mention the purpose for which it is utilised |
|----------------------|-------------------------------------|--|--|
| Term Loan | Purchase of Plant & Machinery | Yes | NA |

Note No. : 15 Provisions

Non-Current

| Particulars | As at 31st March 2023 | As at 31st March 2022 |
|---|--------------------------|--------------------------|
| Provision for employee benefits -Gratuity | 31.08 | 26.46 |
| Contingent Provision for Standard Loans | 0.66 | 0.66 |
| | 31.74 | 27.12 |



Handwritten signature and initials.

Handwritten signature.

Handwritten signature.

Handwritten signature.

NOTES TO STANDALONE FINANCIAL STATEMENTS

as at and for the year ended 31 March 2023

Note No. : 16 Deferred Tax Liabilities

| Particulars | As at 31st March 2023 | As at 31st March 2022 |
|--|--------------------------|--------------------------|
| Tax effect of items constituting Deferred Tax Liabilities | | |
| Depreciation | - | - |
| | - | - |

Note:

In assessing the realisability of the deferred tax assets, management considers whether some portion or all of the deferred tax assets will not be realized. In view of uncertainties of future profits the management has considered prudent not to make provision for Deferred tax in respect of book loss.

Note 17:- Borrowings

| Particulars | As at 31st March 2023 | As at 31st March 2022 |
|---|--------------------------|--------------------------|
| From Bank : | | |
| Working Capital (Secured) | | |
| Indian Currency loan From Canara Bank # (Rate of Interest @ 6.75%) | 1,189.26 | 1,356.65 |
| Current Maturity of Long Term Borrowings (Secured) | 469.12 | 392.33 |
| Unsecured Loans | | |
| From Directors | 130.00 | 130.00 |
| | 1,788.38 | 1,878.98 |

The term loan and cash credit facilities are Secured by Hypothecation / pledge of all present and future plant & machinery including other fixed assets, stock, current and non current assets and mortgaged of land & building situated at Malak Balau, Allahabad owned by the Company and freehold property measuring 853 Sq. Mtr. situated at 44, Thornhill Road, Allahabad owned by a director of the company and further guaranteed by the directors of the Company Mr. Shyama Charan Gupta, Mr. Vidup Agrahari, Mr. Anup Kumar Rungta and Ms. Deepika Agrahari.

| Particulars of Loans | Purpose (as per Loan Agreement) | Whether used for the purpose stated in the loan Agreement | If no, mention the purpose for which it is utilised |
|----------------------|-------------------------------------|--|--|
| Term Loan | Purchase of Plant & Machinery | Yes | NA |

Note 18: Trade Payable

| Particulars | As at 31st March 2023 | As at 31st March 2022 |
|---|--------------------------|--------------------------|
| Trade Payables | | |
| - Total outstanding dues of Micro Enterprises and Small Enterprises (MSME) | - | - |
| - Total outstanding dues of creditors other than MSME | 640.60 | 1,184.96 |
| | 640.60 | 1,184.96 |

Note:-

Payments against supplies from Micro, Small & Medium Enterprises are generally made in accordance with the agreed credit terms and to the extent ascertained from available information, there was no amount due to any such enterprise as at the year end. The above information has been determined to the extent such parties have been identified on the basis of information available with the company.

Based on the information available with the Company, there are no outstanding dues and payments made to any supplier of goods and services beyond the specified period under Micro, Small and Medium Enterprises Development Act, 2006 [MSMED Act]. There is no interest payable or paid to any suppliers under the said Act.

Handwritten signature

Handwritten signature

Handwritten signature: Susha
Handwritten signature: Dhruv

**NOTES TO
STANDALONE FINANCIAL STATEMENTS**

as at and for the year ended 31 March 2023

Trade Payables Ageing Schedule

| Particulars | MSME | Disputed Dues - MSME | Others | Disputed Dues - Others | Total |
|------------------------|------|----------------------|-----------------|------------------------|-----------------|
| 31st March 2023 | | | | | |
| Unbilled Payables | - | - | - | - | - |
| Payables Not Due | - | - | - | - | - |
| Less than 1 year | - | - | 632.81 | - | 632.81 |
| 1-2 years | - | - | - | - | - |
| 2-3 Years | - | - | - | - | - |
| More Than 3 Years | - | - | 7.79 | - | 7.79 |
| Total | - | - | 640.60 | - | 640.60 |
| 31st March 2022 | | | | | |
| Unbilled Payables | - | - | - | - | - |
| Payables Not Due | - | - | - | - | - |
| Less than 1 year | - | - | 1173.89 | - | 1,173.89 |
| 1-2 years | - | - | - | - | - |
| 2-3 Years | - | - | 7.94 | - | 7.94 |
| More Than 3 Years | - | - | 3.13 | - | 3.13 |
| Total | - | - | 1,184.96 | - | 1,184.96 |

Note 19:- Other Liabilities

| Particulars | As at 31st March 2023 | As at 31st March 2022 |
|-----------------------|-----------------------|-----------------------|
| Statutory Liabilities | 7.83 | 7.71 |
| Other Liabilities | 1,046.14 | 1,090.86 |
| | 1,053.97 | 1,098.57 |

[Handwritten signature]

*comptroller
my*

[Handwritten signature]

Sueha

[Handwritten signature]

NOTES TO STANDALONE FINANCIAL STATEMENTS

at at and for the year ended 31 March 2023

(Rs. In Lakhs)

Note No. : 20 Revenue from operations

| Particular | Year Ended 31st March, 2023 | | Year Ended 31st March, 2022 | |
|---|--------------------------------|-----------|--------------------------------|-----------|
| | Sales of Product (Gross) | 20,538.48 | | 13,854.13 |
| Less:- Cash Discount & Discount Allowed | (305.30) | 20,233.18 | (206.55) | 13,647.58 |
| Sale of Services | | | | |
| -Warehousing, Clearing, Transportation & Liasoining Charges | | - | | 101.00 |
| | | 20,233.18 | | 13,748.57 |

Note No. : 21 Other Income

OTHER INCOME

| Particulars | Year Ended 31st March, 2023 | Year Ended 31st March, 2022 |
|--------------------------------|--------------------------------|--------------------------------|
| Interest Income on | | |
| Bank Deposits | 0.42 | 0.35 |
| Profit on Sale of Fixed Assets | - | 1.40 |
| Other Non-Operating Income | 30.45 | 91.57 |
| | 30.87 | 93.31 |

Note No. : 22 Property Development Expenses

| Particulars | Year Ended 31st March, 2023 | Year Ended 31st March, 2022 |
|---|--------------------------------|--------------------------------|
| Opening Construction Material in hand | - | - |
| Add:- Property Development Expenses during the year | 24.63 | 39.14 |
| | 24.63 | 39.14 |
| Less:- Closing Construction Material in Hand | - | - |
| | 24.63 | 39.14 |

Note No. : 23 Change in Inventories of Finished Goods

| CHANGES IN INVENTORIES | | |
|---|--------------------------------|--------------------------------|
| Particulars | Year Ended 31st March, 2023 | Year Ended 31st March, 2022 |
| Inventory at the end of the year | | |
| Residential Flats | 2,018.09 | 2,477.94 |
| Finished Goods | 213.70 | 356.33 |
| Raw Materials | 284.48 | 775.25 |
| Packing Materials | 120.72 | 92.20 |
| (A) | 2,636.98 | 3,701.72 |
| Inventory at the beginning of the year | | |
| Residential Flats | 2,477.94 | 2,974.99 |
| Finished Goods | 356.33 | 190.30 |
| Raw Materials | 775.25 | 370.79 |
| Packing Materials | 92.20 | 84.41 |
| (B) | 3,701.72 | 3,620.49 |
| (B) - (A) | 1,064.74 | (81.23) |

[Handwritten signature]

[Handwritten signature]

[Handwritten signature]

[Handwritten signature]

NOTES TO STANDALONE FINANCIAL STATEMENTS

at at and for the year ended 31 March 2023

(Rs. In Lakhs)

Note No. : 24 Employee Benefits Expense

| Particulars | Year Ended | Year Ended |
|------------------------|------------------|------------------|
| | 31st March, 2023 | 31st March, 2022 |
| Salary & Wages | 194.05 | 149.60 |
| Provident Fund | 13.54 | 11.17 |
| Bonus | 9.45 | 8.25 |
| Staff Welfare | 19.58 | 13.89 |
| ESI | 2.79 | 2.37 |
| Gratuity - Paid | 0.56 | 3.58 |
| Provision For Gratuity | 4.62 | 3.95 |
| | 244.59 | 192.81 |

Note No. : 25 Finance costs

| Particulars | Year Ended | Year Ended |
|--------------------------|------------------|------------------|
| | 31st March, 2023 | 31st March, 2022 |
| Interest on Term loan | 125.75 | 126.49 |
| Loan Processing Charges | 1.50 | 25.10 |
| Interest on CC | 104.52 | 92.17 |
| Interest on Vehicle Loan | - | 3.08 |
| Interest Paid to Others | 6.18 | - |
| | 237.95 | 246.83 |

Note No. : 26 Depreciation and Amortisation Expense

DEPRECIATION AND AMORTISATION EXEPNESES

| Particulars | Year Ended | Year Ended |
|---------------------------|------------------|------------------|
| | 31st March, 2023 | 31st March, 2022 |
| Depreciation for the Year | 437.31 | 501.80 |
| | 437.31 | 501.80 |

[Handwritten signature]

[Handwritten signature]

[Handwritten signature]

Suehs

[Handwritten signature]

NOTES TO STANDALONE FINANCIAL STATEMENTS

at at and for the year ended 31 March 2023

(Rs. In Lakhs)

Note No. : 27 Other expenses

| Particulars | Year Ended 31st March, 2023 | Year Ended 31st March, 2022 |
|---------------------------------------|--------------------------------|--------------------------------|
| Audit Fees | | |
| - Statutory Audit | 0.35 | 0.41 |
| Tax Audit Fees | 0.25 | 0.25 |
| Admin Expenses | - | 12.43 |
| Advertisement | 44.59 | 6.89 |
| Bank Charges | 3.59 | 2.37 |
| Bank Guarantee Commission | - | 1.79 |
| Brokerage | 110.91 | 88.77 |
| Conveyance | 11.29 | 7.74 |
| Damage & Short Material | 17.67 | 5.66 |
| Electricity Charges | 377.85 | 339.16 |
| Filing Fees | 0.02 | 0.02 |
| Guest Entertainment Expenses | 5.86 | 1.46 |
| Insurance Premium | 32.88 | 25.84 |
| Lab Expenses | 2.77 | 3.35 |
| Legal & Professional Expenses | 19.84 | 25.91 |
| Loading, Unloading & Packing Expenses | 140.38 | 105.13 |
| Miscellaneous Expenses | 31.58 | 20.76 |
| Membership & Subscription Fees | 1.14 | 2.09 |
| Pest Control Expenses | 7.04 | 4.46 |
| Power & Fuel | 30.32 | 26.34 |
| Printing & Stationery | 7.14 | 6.55 |
| Postage & Telegram | 0.38 | 0.14 |
| Rates & Taxes | 38.08 | 6.51 |
| Rent | 2.32 | 22.67 |
| Sales Promotion Expenses | 24.63 | 12.01 |
| Security Expenses | 10.29 | 10.22 |
| Telephone charges | 1.61 | 2.59 |
| Travelling Expenses | 16.08 | 10.21 |
| Truck Freight & Running Expenses | 406.22 | 441.49 |
| Vehicle Running Expenses | 13.35 | 13.29 |
| <u>Repairs & Maintenance</u> | | |
| Buildings | 34.55 | 20.07 |
| Plant & machinery | 27.36 | 33.23 |
| Others | 20.15 | 23.21 |
| | 1,440.47 | 1,283.04 |

Handwritten signature

Handwritten signature

Handwritten signature: Susha

NOTES TO STANDALONE FINANCIAL STATEMENTS

at at and for the year ended 31 March 2023

(Rs. In Lakhs)

Note No. : 28 Other Comprehensive Income

| Particulars | Year ended 31st March 2023 | Year ended 31st March 2022 |
|--|----------------------------|----------------------------|
| Items that will not be reclassified to profit or loss | | |
| Fair value changes of Investments in equity shares | - | 9.72 |
| Less: Income tax relating to items that will not be reclassified to profit or loss | - | - |
| | - | 9.72 |
| Total other Comprehensive Income | - | 9.72 |

Note No. : 29 Other Disclosures

1. Contingent liabilities and commitments (to the extent not provided for)

a) Contingent liabilities :

(Rs In Lacs)

| Particulars | As at 31st March 2023 | As at 31st March 2022 |
|---|-----------------------|-----------------------|
| The Service Tax Authorities of Allahabad has raised a demand of service tax for the period from July 2010 to March 2014, the Company has disputed the said demand and filed an appeal before the Customs Excise Service Tax Appellate Tribunal (CESTAT), Allahabad. | | |
| - Service Tax | 114.37 | 114.37 |
| - Penalty | 114.37 | 114.37 |

Note No. : 29 Other disclosures (Continued)

2) Based on the information / documents available with the Company, the amount due to micro and small enterprises as per the requirement of Section 22 of the Micro, Small and Medium Enterprises Development Act, 2006 is Rs Nil (Previous year Nil).

3) Disclosures as required by Indian Accounting Standard (Ind AS) 37:- Provisions, Contingent liabilities and Contingent assets

(i) Nature of Provision

Provision for contingencies

Provision for contingencies represent provision towards various claims made/anticipated in respect of duties and taxes and other litigation claims against the Company based on the Management's assessment

Sueha

Dr. Mustafa

NOTES TO STANDALONE FINANCIAL STATEMENTS

at and for the year ended 31 March 2023

(Rs. In Lakhs)

(ii) Movement in provision:-

| Particulars | Duties & Taxes | Other Litigation Claims | Total |
|---------------------------------------|----------------|-------------------------|-------|
| Balance as at 1st April, 2022 | | NIL | |
| Provided during the year | | | |
| Used during the year | | NIL | |
| Reversed during the year | | | |
| Balance as at 31st March, 2023 | | NIL | |
| Non-current | | | |
| Current | | NIL | |
| Balance as at 1st April, 2021 | | NIL | |
| Provided during the year | | | |
| Used during the year | | NIL | |
| Reversed during the year | | | |
| Balance as at 31st March, 2022 | | NIL | |
| Non-current | | | |
| Current | | NIL | |

Note No. : 29 Other disclosures (Continued)

(4) Earnings per share - The numerators and denominators used to calculate Basic / Diluted earnings per share

| Particulars | Year ended 31st March 2023 | Year ended 31st March 2022 |
|--|----------------------------|----------------------------|
| (a) Amount used as the numerator | | |
| Profit after Tax - (Rs in Lacs) (A) | (302.05) | (323.87) |
| (b) Weighted average number of equity shares outstanding used as the denominator for computing Basic Earnings Per Share (B) | 9218166 | 9218166 |
| Add: Weighted average number of dilutive potential equity shares | - | - |
| (C) Weighted average number of equity shares outstanding used as the denominator for computing Basic Earnings Per Share (C) | 9218166 | 9218166 |
| (d) Nominal value of equity shares (Rs) | 10.00 | 10.00 |
| Basic Earnings Per Share (A)/(B) | (3.28) | (3.51) |
| Diluted Earnings Per Share (A)/(C) | (3.28) | (3.51) |

[Handwritten signature]

[Handwritten signature]

[Handwritten signature]

Sueha

[Handwritten signature]

NOTES TO STANDALONE FINANCIAL STATEMENTS

at at and for the year ended 31 March 2023

(Rs. In Lakhs)

Note No. : 29 Other disclosures (Continued)

5) Related Party Disclosures :

As per Ind AS 24, the disclosure of transaction with therelated parties are given below.

| Relationship | Name of the Party |
|--------------------------|-------------------------------------|
| Director | Jamnotri Gupta |
| | Vidup Agrahari |
| | Vibhav Agrahari |
| | Anup Kumar Rungta |
| | Maheshbhai Parsottamdas Patel |
| Key Managerial Personnel | Sneha Chowdhury - Company Secretary |
| | Ajay Sharma - CFO |
| | Mudit Kumar Srivastava - Manager |
| Subsidiary Company | Aditya Tyres Pvt Ltd |
| | Sanuraga Fabtech Pvt Ltd |
| Directors are common | SBW Udyog Ltd |
| Director are Partner | Shree Shyam Enterprises |
| Director is Proprietor | Digvijay Nilima Enterprises |

| Transactions During the Year | | Amount (Rs in Lakhs) |
|---------------------------------------|---|----------------------|
| Name | Nature of Transactions | 31.03.2023 |
| Shree Shyam Enterprises | Reimbursement of Electricity Charges | 5.05 |
| Shree Shyam Enterprises | Godown Rent Paid | 0.18 |
| Shree Shyam Enterprises | Other Income | 2.38 |
| Shree Shyam Enterprises | Purchase of Vehicles | 0.75 |
| SBW Udyog Ltd | Reimbursement of Diesel & Lubricants | 0.32 |
| SBW Udyog Ltd | Rent Paid | 1.42 |
| SBW Udyog Ltd | Sale of Material | 0.41 |
| SBW Udyog Ltd. (Hotel Kanha Shyan) | Guest Entertainment Expenses & Sales Promotion Expenses | 3.22 |
| SBW Udyog Ltd | Sale of Agro Products | 11.30 |
| Shree Shyam Enterprises | Sale of Agro Products | 0.87 |
| Shree Shyam Enterprises | Purchase of Materials | 1.07 |
| Digvijay Nilima Enterprises | Sale of Material | 35.57 |
| Ajay Sharma | Salary | 6.46 |
| Mudit Kumar Srivastava | Salary | 2.90 |
| Sneha Chowdhury | Salary | 1.50 |

Outstanding Balances

Amount (Rs in Lakhs)

| Name | Nature of Transactions | Opening | Paid During the year | Received During the year | Closing as on 31.03.2023 |
|----------------|------------------------|---------|----------------------|--------------------------|--------------------------|
| Jamnotri Gupta | Loan Received | 130.00 | - | - | 130.00 |



Handwritten signature

Handwritten signature

Sneha

Handwritten signature

**NOTES TO
STANDALONE FINANCIAL STATEMENTS**

at and for the year ended 31 March 2023
(Rs. In Lakhs)

Note No. : 29 Other disclosures (Continued)
6) Segment Reporting

Based on guiding principles given in Ind Accounting Standard - 108 on "Segment Reporting" notified under the Companies (Indian Accounting Standard) Rules 2015, the Company's business activities primary business segment are Cold Storage, Clearing and Forwarding Agency of Indian Oil Corporation Ltd, Real Estate Business & Production of Flours. The Company does not have any geographical segment. Financial information about the primary business segments are presented below.

Segment information for the year ended 31st March, 2023

Amount (Rs. in Lakhs)

| Particulars | For the Year ended 31st March, 2023 | | | | | For the Year ended 31st March, 2022 | | | | |
|---------------------------------------|-------------------------------------|-----|-------------|-------------|-----------|-------------------------------------|--------|-------------|-------------|-----------|
| | Agro | CFA | Real Estate | Unallocated | Total | Agro | CFA | Real Estate | Unallocated | Total |
| REVENUE | | | | | | | | | | |
| Revenue from Operation | 19,597.06 | - | 636.12 | - | 20,233.18 | 12,968.94 | 101.00 | 678.70 | 0.29 | 13,748.93 |
| Total Revenue | 19,597.06 | - | 636.12 | - | 20,233.18 | 12,968.94 | 101.00 | 678.70 | 0.29 | 13,748.93 |
| RESULT | | | | | | | | | | |
| Segment Results Before Interest & Tax | (124.25) | - | 109.68 | (49.53) | (64.10) | (201.69) | 4.81 | 109.39 | 10.44 | (77.04) |
| Finance Cost | (231.78) | - | (6.18) | - | (237.95) | (243.75) | - | - | 3.08 | (240.67) |
| Provision for Taxation | - | - | - | - | - | - | - | - | - | - |
| Deferred Tax | - | - | - | - | - | - | - | - | - | - |
| Other Comprehensive Income | - | - | - | - | - | - | - | - | - | - |
| Net Profit | (356.03) | - | 103.50 | (49.53) | (302.05) | (445.44) | 4.81 | 109.39 | 7.36 | (323.87) |
| OTHER INFORMATION | | | | | | | | | | |
| Segment Assets | 4,840.32 | - | 2,088.77 | 259.27 | 7,188.36 | 5,325.36 | 27.52 | 2,567.79 | 617.39 | 8,538.06 |
| Segment Liabilities | 3,351.55 | - | 132.80 | 914.19 | 4,398.54 | 4,367.73 | 1.64 | 164.79 | 912.33 | 5,446.49 |
| Capital Expenditure | 111.82 | - | - | 57.30 | 169.11 | 1,612.03 | - | - | - | 1,612.03 |
| Depreciation | 418.86 | - | 1.82 | 81.12 | 437.31 | 476.21 | 1.16 | 2.72 | 21.71 | 501.80 |

Notes : 1. Segment Revenue in each of the above Business Segment includes Sales, Miscellaneous Income and Interest income.
2. Segment Revenue, Result, Assets & Liabilities include the respective amount identifiable to each of the Segment.

Sueha

Shruti

NOTES TO

STANDALONE FINANCIAL STATEMENTS

at and for the year ended 31 March 2023

(Rs. in Lakhs)

Note No. : 29 Other disclosures (Continued)

7) Financial instruments - Accounting, Classification and Fair value measurements

A) Financial instruments by category

As at 31st March, 2023

| Particulars | Refer Note No | Cost | Deemed Cost | Carrying Value | | | Total |
|-------------------------------------|---------------|-----------------|-------------|----------------|----------|----------|--------------|
| | | | | Amortized cost | FVTOCI | FVTPL | |
| 1) Financial assets | | | | | | | |
| (i) Investments | 5 | | | | | | |
| - Investment in shares & securities | | 56.88 | - | 57 | - | - | 57 |
| (ii) Trade and other receivables | 8 | 667.35 | - | 667 | - | - | 667 |
| (iii) Cash and cash equivalents | 9 | 43.25 | - | 43 | - | - | 43 |
| (iv) Loans | 10 | 162.82 | - | 163 | - | - | 163 |
| (v) Other Current Assets | 11 | 315.47 | - | 315 | - | - | 315 |
| TOTAL | | 1,245.77 | - | 1,246 | - | - | 1,246 |
| 2) Financial Liabilities | | | | | | | |
| (i) Borrowings - Non-Current | 14 | 883.85 | - | 884 | - | - | 884 |
| (ii) Borrowings - Current | 17 | 1,788.38 | - | 1,788 | - | - | 1,788 |
| (iii) Trade payable | 18 | 640.60 | - | 641 | - | - | 641 |
| TOTAL | | 3,312.82 | - | 3,313 | - | - | 3,313 |

As at 31st March, 2022

| Particulars | Refer Note No | Total Fair Value | Cost | Deemed Cost | Carrying Value | | | Total |
|-------------------------------------|---------------|------------------|----------|-------------|----------------|----------|----------|--------------|
| | | | | | Amortized cost | FVTOCI | FVTPL | |
| 1) Financial assets | | | | | | | | |
| (i) Investments | 5 | | | | | | | |
| - Investment in shares & securities | | 56.88 | - | - | 57 | - | - | 57 |
| (ii) Trade and other receivables | 8 | 974.87 | - | - | 975 | - | - | 975 |
| (iii) Cash and cash equivalents | 9 | 430.00 | - | - | 430 | - | - | 430 |
| (iv) Loans | 10 | 162.82 | - | - | 163 | - | - | 163 |
| (v) Other Current Assets | 11 | 310.48 | - | - | 310 | - | - | 310 |
| TOTAL | | 1,935.06 | - | - | 1,935 | - | - | 1,935 |
| 2) Financial Liabilities | | | | | | | | |
| (i) Borrowings - Non-Current | 14 | 1,256.87 | - | - | 1,257 | - | - | 1,257 |
| (ii) Borrowings - Current | 17 | 1,878.98 | - | - | 1,879 | - | - | 1,879 |
| (iii) Trade payable | 18 | 1,184.96 | - | - | 1,185 | - | - | 1,185 |
| TOTAL | | 4,320.80 | - | - | 4,321 | - | - | 4,321 |

B. Fair value hierarchy

The fair value of the financial assets and financial liabilities are included at the amount at which the instrument could be exchanged in a current transaction between willing parties, other than in a forced or liquidation sale

The following methods and assumptions were used to estimate the fair values

(1) Fair value of cash and cash equivalents, bank balances other than cash and cash equivalents, trade and other receivables, loans and other current & Non-current financial assets, and other current financial liabilities approximate their carrying amounts due to the short term maturities of these instruments

(2) The Company uses the following fair value hierarchy for determining and disclosing the fair value of financial instruments:

Level 1: Quoted prices (unadjusted) in active markets for identical assets or liabilities.

Level 2: Inputs other than quoted prices included within Level 1 that are observable for the asset or liability, either directly or indirectly.

Level 3: Inputs for the assets or liabilities that are not based on observable market data (unobservable inputs).

(i) Financial assets and financial liabilities measured at Fair value on a recurring basis as at 31st March, 2023:

| Particulars | Refer Note No | Level 1 | Level 2 | Level 3 | Total |
|---------------------------------------|---------------|----------|----------|--------------|--------------|
| 1) Financial assets | | | | | |
| At FVTOCI | | | | | |
| (i) Investments in Equity Instruments | 5 | - | - | 56.88 | 56.88 |
| TOTAL FINANCIAL ASSETS | | - | - | 56.88 | 56.88 |



Handwritten signature and initials.

Handwritten signature.

Sueha

Handwritten signature.

**NOTES TO
STANDALONE FINANCIAL STATEMENTS**

at at and for the year ended 31 March 2023

(ii) Financial assets and financial liabilities measured at fair value on a recurring basis as at 31st March, 2022:

| Particulars | Refer Note No | Level 1 | Level 2 | Level 3 | Total |
|---------------------------------------|---------------|---------|---------|--------------|--------------|
| 1) Financial assets | | | | | |
| At FVTOCI | | | | | |
| (f) Investments in Equity Instruments | 5 | - | - | 56.88 | 56.88 |
| TOTAL FINANCIAL ASSETS | | - | - | 56.88 | 56.88 |

There have been transfer between Level 1 to Level 3 either during the year ended 31st March 2023 or during the year ended 31st March 2022

Description of significant unobservable inputs to valuation

The following table shows the valuation technique and inputs for financial instruments

| Particulars | As at 31st March 2023 | As at 31st March 2022 |
|---------------------------------------|---------------------------|-----------------------|
| Investments in unquoted equity shares | Adjusted Net Asset Method | |

Since there is no gain or loss in re-measurement of Investments in unquoted equity shares during the F.Y 2022-23 & F.Y 2021-22 hence reconciliation is not considered necessary Fair value of Investments in unquoted equity shares is carried out by using level 3 basis.
Investments in unquoted preference shares are taken at cost as it will be redeemable in equity hence fair value approximates the transaction price, ie, cost.

Note No. : 29 Other disclosures (Continued)

8) Financial Risk Management Objectives and Policies

The Company's principal financial liabilities are Borrowings & trade payables, etc characterised with repayable in short period and or due date.
The Company's principal financial assets include Trade receivables, Cash and cash equivalents & other financial assets that derive directly from its operations.

The Company is exposed to credit risk, liquidity risk and market risk. The Company's senior management oversees the management of these risks and the appropriate financial risk governance framework for the Company. The management provides assurance that the Company's financial risk activities are governed by appropriate policies and procedures and that financial risks are identified, measured and managed in accordance with the Company's policies and risk objectives.

The Board of Directors reviewed policies for managing each of these risks, which are summarized below :

(A) Market Risk

Market risk is the risk that the fair value of future cash flows of a financial instrument will fluctuate because of changes in market prices. Market risk comprises three types of risk: interest rate risk, currency risk and other risks, such as regulatory risk and commodity price risk.

(I) Interest Rate Risk

Interest rate risk is the risk that the fair value or future cash flows of a financial instrument will fluctuate because of changes in market interest rates. The Company's exposure to the risk of changes in market interest rates relates primarily to the Company's obligations towards Bank overdraft with floating interest rates.

(II) Foreign Currency Risk

Foreign currency risk is the risk that the fair value or future cash flows of an exposure will fluctuate because of changes in Foreign exchange rates. Since Company doesn't have any exposure in Foreign currency therefore it doesn't effects the company's cash flow.

(III) Credit Risk

Credit risk is the risk that counterparty will not meet its obligations under a financial instrument or customer contract, leading to a financial loss.
The impairment for financial assets are based on assumptions about risk of default and expected loss rates. The Company uses judgement in making these assumptions and selecting the inputs to the impairment calculation, based on the Company's past history, existing market conditions as well as forward looking estimates at the end of each balance sheet date. Financial assets are written off when there is no reasonable expectation of recovery, however, the Company continues to attempt to recover the receivables. Where recoveries are made, these are recognised in the Statement of Profit and Loss

(IV) Trade Receivables

Trade receivables are non-interest bearing and as per agreed with the parties.
An impairment analysis is performed at each balance sheet date on an individual basis for major clients. In addition, a large number of minor receivables are grouped into homogenous groups and assessed for impairment collectively

(9) Balances with Banks

Credit risk from balances with banks is managed in accordance with the Company's policy

(B) Liquidity Risk

The Company's objective is to maintain a balance between continuity of funding and flexibility through the use of bank overdrafts and short term loans from banks.

Susha

Prinustan

**NOTES TO
STANDALONE FINANCIAL STATEMENTS**

at at and for the year ended 31 March 2023

Note No. : 29 Other disclosures (Continued)

10) Capital Management

(a) Risk Management

For the purpose of the Company's capital management, capital includes issued equity capital, securities premium and all other equity reserves attributable to the equity shareholders of the Company. The Company's objective when managing capital is to safeguard its ability to continue as a going concern so that it can continue to provide returns to shareholders and other stake holders.

The Company manages its capital structure and makes adjustments in light of changes in the financial condition and the requirements of the financial covenants. To maintain or adjust the capital structure, the Company may adjust the dividend payment to shareholders, return capital to shareholders (buy back its shares) or issue new shares.

In order to achieve this overall objective, the Company's capital management, amongst other things, aims to ensure that it meets financial covenants attached to the interest-bearing loans and borrowings that define capital structure requirements. The Company has complied with these covenants and there have been no breaches in the financial covenants of any interest-bearing loans and borrowings.


No changes were made in the objectives, policies or processes for managing capital during the year ended 31st March, 2023 and for the year ended 31st March 2022.

In assessing the recoverability of its assets including receivables and inventory, the company has considered internal and external information up to the date of approval of these financial statements including economic forecasts. The company has performed analysis on the assumptions used and based on current indicators of future economic conditions, the company expects to recover the carrying amount of these assets. The impact of the global health pandemic may be different from that estimated as at the date of approval of these financial statements & the company will continue to closely monitor any material changes to future economic conditions.

11) Gearing Ratio

The Company has long term debt and accordingly the company has 100% gearing ratio as on 31st March, 2023; 31st March, 2022

| Particulars | As at 31st March 2023 | As at 31st March 2022 |
|-----------------------------------|--------------------------|--------------------------|
| Net long Term debt | 884 | 1,257.00 |
| Total Equity | 2,790 | 3,092.00 |
| Net Long Term Debt to value ratio | 100% | 100% |



Suehs

Shrikant

NOTES TO

STANDALONE FINANCIAL STATEMENTS

for the year ended 31 March 2023
(Rs. in Lakhs)

30 Other Disclosures

Additional Regulatory Information

Amended Schedule III requires additional regulatory information to be provided in financial statements. These are as follows:

(i) Security of Current Asset against Borrowings

The Company has borrowing from Bank on the basis of security of Current Assets and it has filed the required statement of Current Assets as per the terms of borrowings and the amount of the Current Assets of the company is for higher than the amount reported to the Bank and there is no case of over reporting of Current Asset filed with the Bank and with the books of Accounts of the Company.

(ii) Utilization of Borrowings

The Company has utilized the borrowed fund for the purpose for which they were raised.

(iii) Utilization of Borrowed Funds and Share Premium

(A) The Company has not advanced or loaned or invested funds (either borrowed funds or Share premium or any other sources or kind of funds) to any other person(s) or entity(ies), including foreign entities (intermediaries) with the understanding (whether recorded in writing or otherwise) that the intermediary shall;

- a) Directly or indirectly lent or invest in other person(s) or entity(ies) identified in any manner whatsoever by or on behalf of the company (Ultimate Beneficiaries) Or
- b) Provide any guarantee, security or the like to or on behalf of the Ultimate Beneficiaries.

Hence no disclosure is required as such.

(B) The Company has not received any fund from any person(s) or entity(ies), including foreign entities (Funding Parties) with the understanding (whether recorded in writing or otherwise) that the company shall;

- a) Directly or indirectly lend or invest in other person(s) or entity(ies) identified in any manner whatsoever by or on behalf of the Funding Party (Ultimate Beneficiaries) Or
- b) Provide any guarantee, security or the like to or on behalf of the Ultimate Beneficiaries.

Hence no disclosure is required as such.

(iv) Corporate Social Responsibility Activities

The Company is not required to comply with the provisions of Section 135 of the Companies Act, 2013



Handwritten signature

Handwritten initials

Handwritten signature

Handwritten signature

Handwritten signature

NOTES TO

STANDALONE FINANCIAL STATEMENTS

at and for the year ended 31 March 2023

(Rs. in Lakhs)

(v) Analytical Ratios

| Serial No | Particulars | Numerator | | Denominator | | Ratio Current Year | Numerator | | Denominator | | Ratio Previous year | % Variance | Reason for Variance |
|-----------|----------------------------------|--------------|----------------|--------------|---------------------|--------------------|---------------|--|------------------------------|---------------------|---------------------|--|---------------------|
| | | Current year | Current Assets | Current year | Current Liabilities | | Previous year | Current Assets | Previous year | Current Liabilities | | | |
| 1 | Current Ratio | 4,425.88 | 3,482.95 | 1.27 | 5,579.89 | 1.34 | 4,162.51 | 5,579.89 | 4,162.51 | 1.34 | -5.21% | NA | |
| 2 | Debt-Equity Ratio | 2,672.22 | 2,789.82 | 0.96 | 3,135.84 | 1.01 | 3,091.87 | 3,135.84 | 3,091.87 | 1.01 | -5.56% | NA | |
| 3 | Debt Service Coverage Ratio | 373.21 | 22,283.66 | 0.02 | 424.76 | 0.02 | 27,909.03 | Earnings available for Debt Service (Note 1) | Debt Service (Note 2) | 0.02 | 10.04% | NA | |
| 4 | Return on Equity | -302.05 | 2,940.85 | -0.10 | -314.15 | -0.10 | 3,248.94 | Net Profit after Taxes | Average Shareholder's equity | -0.10 | 6.22% | NA | |
| 5 | Inventory Turnover Ratio | 20,233.18 | 3,169.35 | 6.38 | 13,748.57 | 3.76 | 3,661.10 | Sales | Average Inventory | 3.76 | 70.00% | Owing to increase in Sales Volume | |
| 6 | Trade Receivables Turnover Ratio | 20,233.18 | 821.11 | 24.64 | 13,748.57 | 19.96 | 688.96 | Net Credit Sales | Average Receivables | 19.96 | 23.48% | NA | |
| 7 | Trade Payables Turnover Ratio | 17,116.42 | 912.78 | 18.75 | 11,983.36 | 16.17 | 741.06 | Net Credit Purchases | Average Payables | 16.17 | 15.96% | Owing to increase in Purchase & Payables | |
| 8 | Net Capital Turnover Ratio | 20,233.18 | 942.94 | 21.46 | 13,748.57 | 9.70 | 1,417.38 | Net Sales | Average Working Capital | 9.70 | 121.21% | NA | |
| 9 | Net Profit Ratio | -302.05 | 20,233.18 | -0.01 | -314.15 | -0.02 | 13,748.57 | Net Profit After Taxes | Net Sales | -0.02 | -34.67% | Owing to increase in Loss | |
| 10 | Return on Capital Employed | (64.10) | 5,462.05 | -0.01 | -77.04 | -0.01 | 6,227.71 | EBIT | Capital employed (Note 3) | -0.01 | -5.14% | Owing to increase in expenses | |
| 11 | Return on Investment | (64.10) | 5,462.05 | -0.01 | -77.04 | -0.01 | 6,227.71 | Net Return on Investment (Note 4) | Cost of Investment (Note 4) | -0.01 | -5.14% | NA | |

Notes

- 1) Earnings available for debt service = Net profit before taxes + Non-cash operating expenses (depreciation) + Interest + Other adjustments like loss on sale of fixed assets
- 2) Debt Service = Interest & lease payments + Principal Repayments
- 3) Capital employed = Tangible net worth + Total debt+Deferred tax liability
- 4) Net Return on Investment = Value of Investment at the end of the period - Value of Investment at the beginning of the period
- 5) Cost of Investment = Value of Investment at the beginning of the period



Handwritten signatures and initials.

Handwritten signature.

NOTES TO STANDALONE FINANCIAL STATEMENTS

at at and for the year ended 31 March 2023

(Rs. in Lakhs)

(vi) **Revaluation of Property, Plant and Equipment and Right-of-Use Assets**

The Company has not revalued any of its Property, Plant and Equipment (including Right-of-Use Assets) during the current reporting period and also reporting period and also for previous year's reporting period.

(vii) **Loans or Advances to Specified Persons**

The Company has not granted any loans or advances to promoters, directors, KMPs and the related parties (as defined under the Companies Act 2013, either severally or jointly with any other person, that are (a) repayable on demand, or (b) without specifying any terms or period of repayment.

(viii) **Intangible Assets Under Development**

The Company does not have any intangible assets under development during the current and previous year reporting period.

(ix) **Details of Benami Property held : Additional Disclosure**

The Company does not hold any Benami Property and hence there were no proceedings initiated or pending against the Company for holding any benami property under the Benami Transactions (Prohibitions) Act, 1988 and the Rules made thereunder, hence no disclosure is required to be given as such.

(x) **Wilful Defaulter**

The Company has not been declared as wilful defaulter as at the date of the balance sheet or on the date of approval of the financial statements, hence no disclosure is required as such.

(xi) **Relationship with Struck off Companies**

The Company does not have any transactions with Companies which are struck off under Section 248 of the Companies Act, 2013 or Section 560 of the Companies Act, 1956, hence no disclosure is required as such.

(xii) **Registration of Charges or Satisfaction with Registrar of Companies (ROC)**

There are no charges against the companies which are yet to be registered or satisfaction yet to be registered with ROC beyond the statutory period, hence no disclosures are required as such.

(xiii) **Compliance with number of layers of companies**

The Company does not have investment in any downstream companies for which it has to comply with the number of layers prescribed under Clause (87) of Section 2 of the Companies Act, 2013 read with Companies (Restriction on number of layers) Rules, 2017, hence no disclosure is required as such.

(xiv) **Undisclosed Income**

The Company does not have any undisclosed Income which was not recorded in the books of accounts and which has been surrendered or disclosed as income during the year in the tax assessments under the Income Tax Act, 1961 such as, search or survey or any other relevant provisions. Also the Company does not have previously unrecorded income and related assets which were required to be properly recorded in the books of accounts during the year.

(xv) **Details of Crypto Currency Or Virtual Currency**

The Company has not traded or invested in Crypto Currency or Virtual Currency during the financial year, hence disclosure requirements for the same is not applicable.

31

The previous year's figures have been reworked, regrouped, rearranged and reclassified wherever necessary as per the Schedule III of the Companies Act, 2013. Amounts and other disclosures for the preceding year are included as an integral part of the current year financial statements and are to be read in relation to the amounts and other disclosures relating to the current year.

As per our report of even date

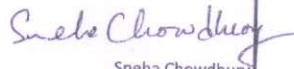
For **A.K.Saraf & Associates**
Chartered Accountants
Firm Registration No: 322316E


CA. Arvind Kumar Saraf
Proprietor
Membership No- 056138


For and on behalf of the Board of Directors
New Mount Trading & Investment Co Ltd
CIN: L67120WB1975PLC030153



Jamnotri Gupta
Director
DIN: 00118639


Anup Kumar Rungta
Director
DIN: 00759839


Sneha Chowdhury
Company Secretary
ACS : 45774

Place of Signature : Kolkata
Date : 4th September 2023


Ajay Sharma
Chief Financial Officer


Mudft Kumar Srivastava
Manager